

ATTACHMENT 9: SEISMIC MONITORING PROJECT JANUARY-JUNE  
2015 REPORT

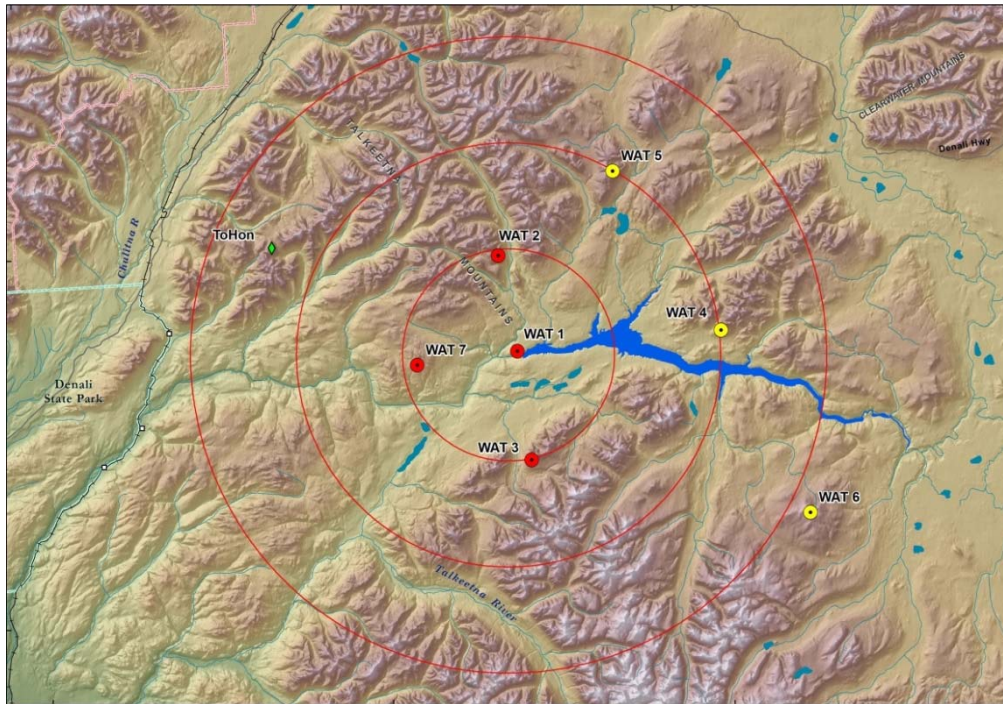


# SUSITNA-WATANA HYDRO

Clean, reliable energy for the next 100 years.

## Susitna-Watana Seismic Monitoring Project

### January-June 2015 Report v0.0



**Prepared for:**  
**Alaska Energy Authority**  
813 West Northern Lights Blvd.  
Anchorage, Alaska 99503

**Prepared by:**  
**Alaska Earthquake Center**  
University of Alaska Fairbanks  
Geophysical Institute  
903 Koyukuk Drive  
Fairbanks, AK 99775

**September 2015**

[This page intentionally blank.]

## **TABLE OF CONTENTS**

EXECUTIVE SUMMARY .....	ES-1
1. EARTHQUAKE DETECTION AND PROCESSING SYSTEMS.....	1
2. SEISMICITY ANALYSIS .....	3
3. GPS DATA ANALYSIS .....	15
4. OPERATION AND MAINTENANCE.....	18
4.1 Station Performance.....	18
4.2 Demobilization and Related Field Work.....	18
ATTACHMENT A: EARTHQUAKE LISTING .....	20
ATTACHMENT B: EARTHQUAKE FOCAL MECHANISM LISTING.....	37

### **List of Tables**

Table 1. List of Earthquakes Located during the Reporting Time Period.....	22
Table 2. List of Focal Mechanisms for Selected Earthquakes.....	38

### **List of Figures**

Figure 1. Susitna-Watana Project Site and Locations of Seismic Stations.....	2
Figure 2. Frequency-Magnitude Plot for Earthquakes Recorded during the Reporting Time Period .....	5
Figure 3. Time-Magnitude Plot of Earthquakes Recorded during the Reporting Time Period.....	6
Figure 4. Magnitude Distribution of Earthquakes Recorded during the Reporting Time Period..	7
Figure 5. Map of Earthquakes Recorded during the Reporting Time Period .....	8
Figure 6. Cross-Section along Line A-B.....	9
Figure 7. Depth Distribution of Earthquakes Recorded during the Reporting Time Period .....	10
Figure 8. Time-Depth plot of Earthquakes Recorded during the Reporting Time Period.....	11

---

Figure 9. Map of Earthquakes Recorded during the Reporting Time Period and Selected Source Parameters..... 12

Figure 10a. ShakeMap Peak Ground Acceleration maps. .... 13

Figure 10b. ShakeMap Peak Ground Acceleration maps. .... 14

## **EXECUTIVE SUMMARY**

A project-specific long-term earthquake monitoring system was established in August-September 2012 to monitor seismic activity in the vicinity of the Susitna-Watana Project. The initial seismograph station system consisted of a 6-component broadband and strong motion station at the dam site and three additional 3-component broadband stations located within 20 miles of the dam site. In August 2013, three additional monitoring sites have been established. The final configuration of the seismograph station network included four sites equipped with both broadband and strong motion seismic sensors and three sites with broadband sensors only. In addition, at the dam site, a GPS station has been co-located with the seismograph. Due to termination of the funding four of the sites were decommissioned with all equipment removed in June 2015. The Alaska Earthquake Center took over maintenance and operation of the remaining three seismic sites and repeater. This report summarizes the seismic activity for the period from January 1 to June 30, 2015 and is the tenth seismic monitoring report.

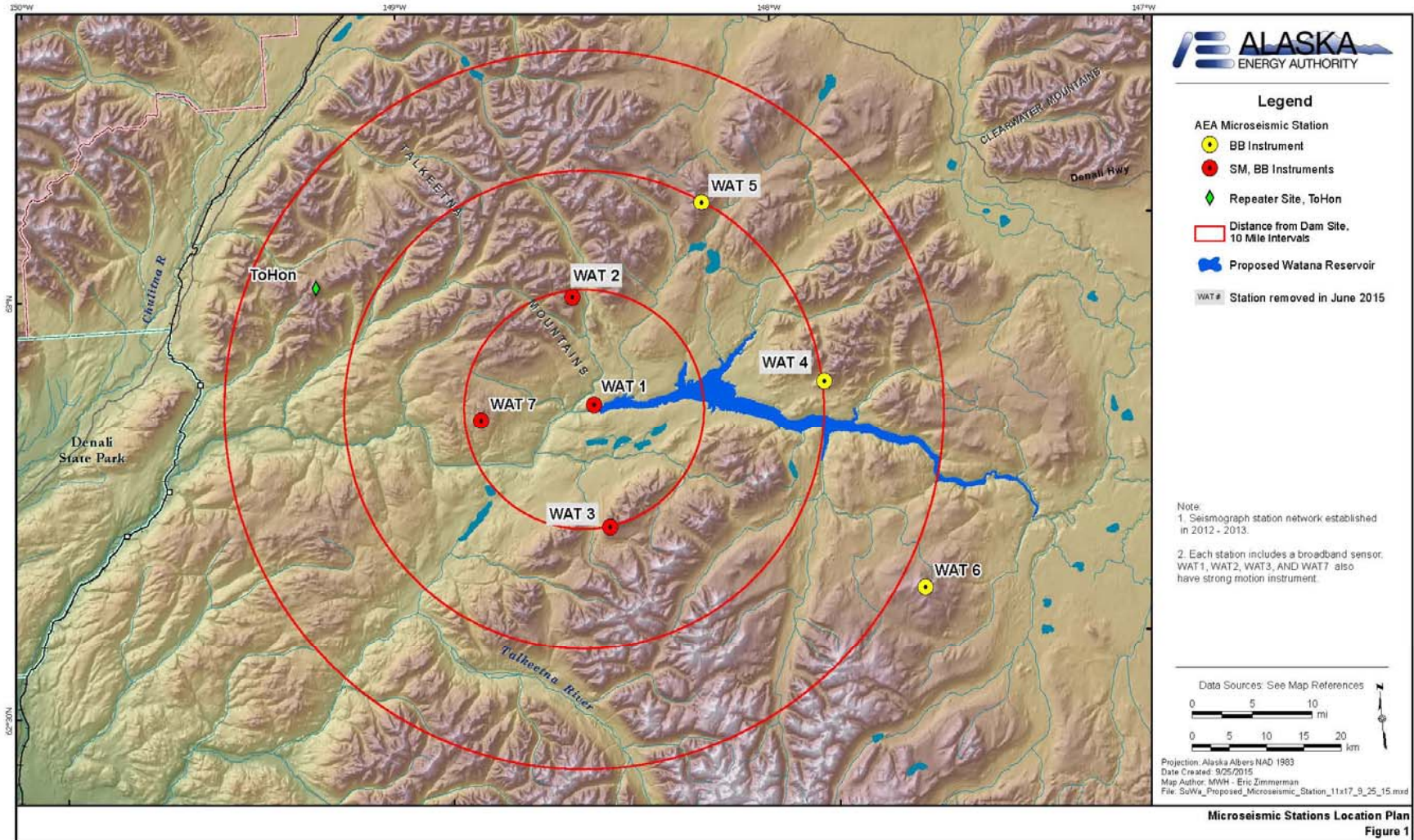
During this period, a total of 1,014 earthquakes were recorded by the long-term seismic system within the project area (62.3-63.3°N and 147-150°W), an area of about 3800km<sup>2</sup> (1500mi<sup>2</sup>). The largest earthquakes, both magnitude 4.5, occurred (1) on March 5 at a depth of 65.8 km (40.9 miles) and was located 51.4 km (31.9 miles) SW of the dam site and (2) on May 11 at a depth of 67.4 km (41.9 miles) and was located 32.6 km (20.3 miles) NE of the dam site. The largest crustal earthquake, magnitude 2.9, occurred on April 29 at a depth of 14.9 km (9.2 miles) and was located 31.3 km (19.4 miles) NE of the proposed dam site.

## **1. EARTHQUAKE DETECTION AND PROCESSING SYSTEMS**

Alaska Earthquake Center (AEC) receives and processes real-time seismic data from about 400 field sensors located across the state and in neighboring regions of Canada and Russia. In 2012 and 2013, seven additional seismic stations were established in the vicinity of the proposed Susitna-Watana hydroelectric project (Figure 1, see also Post-Installation Report). All seven sites were equipped with broadband seismic sensors, and four sites had co-located strong motion sensors. Data from these new sites was integrated into routine data processing at AEC. First, all seismic data streams were scanned in real time by a specially designed algorithm to identify seismic arrivals. Certain conditions for signal-to-noise ratio and signal duration had to be met for a detection to be “declared.” Second, these detections were associated into event locations. A minimum of four detections was required to declare an event. Next, magnitude was calculated. Lastly, for larger events (magnitude 4.0 and greater) ShakeMaps (maps of measured and predicted ground motions) were calculated.

Within 2-7 days, AEC data analysts reviewed all automatic detections by correcting erroneous arrivals, picking additional arrivals, and computing new event locations and magnitudes. Analysts also manually scanned waveforms from a subset of about 20 regional Alaskan stations, including WAT1, for events that were not located automatically. If the Watana seismic site was the first recording station for an event and if at least 5 clear P-arrivals could be identified, the event was located and catalogued.

Once the AEC analyst review was finished, a seismologist provided quality control of the processed solutions and computed focal mechanisms for events with magnitudes 3.5 and greater and regional moment tensors for earthquakes with magnitudes 4 and greater.



**Figure 1. Susitna-Watana Project Site and Locations of Seismic Stations**



---

## **2. SEISMICITY ANALYSIS**

With the addition of the four WAT stations in 2012 and three stations in 2013 (Figure 1), routine earthquake processing has improved earthquake detection capabilities in the region. This is illustrated by the increase in the total number of earthquakes detected in the region and by the decrease in magnitude detection threshold (see previous reports). Prior to the installation of the WAT network for the Susitna-Watana Hydroelectric Project, magnitude of completeness in this area was between 1.2 and 1.4. The addition of the initial four WAT station network to the state network in 2012 reduced magnitude of completeness to between 1.0 and 1.2 (see 2013Q4 report). For the earthquakes reported for this time period, magnitude of completeness in the region is estimated at 1.1 (Figure 2). Magnitude of completeness is likely to be even lower within the footprint of new 7-station network, as illustrated by multiple detections of earthquakes with magnitudes close to 0 (Figures 3 and 4). The magnitudes of detected events for this reporting period range between  $-0.3^1$  and 4.5. Removal of four sites in mid-June resulted in fewer events with magnitude less than 1 being detected (Figure 3).

An earthquake map is shown in Figure 5. A total of 1,014 earthquakes were located in this area between January 1 and June 30, 2015. The largest earthquakes, both magnitude 4.5, occurred on (1) March 5 at a depth of 65.8 km (40.9 miles) and was located 51.4 km (31.9 miles) SW of the dam site and (2) on May 11 at a depth of 67.4 km (41.9 miles) and was located 32.6 km (20.3 miles) NE of the dam site. The largest crustal earthquake, magnitude 2.9, occurred on April 29 at a depth of 14.9 km (9.2 miles) and was located 31.3 km (19.4 miles) NE of the proposed dam site.

The earthquakes in this area form two distinct groups, crustal events between 0 and 25 km depth and intermediate depth events below 30 km in the subducting Pacific plate. This can be seen clearly in the cross-section and depth plots (Figures 6, 7 and 8). Both crustal and intermediate depth activity continued at a steady pace throughout the monitoring period (Figure 8).

Within this reporting period, 237 earthquakes were located within a 20-mile radius of station WAT1, near the proposed dam site. Earthquake magnitudes range between  $-0.3$  and 3.9, and depths are between 1.6 and 79.6 km (1.0 and 49.5 miles). The largest earthquakes, both magnitude 3.9, occurred (1) on January 23 at a depth of 70.9 km (44.1 miles) and was located

---

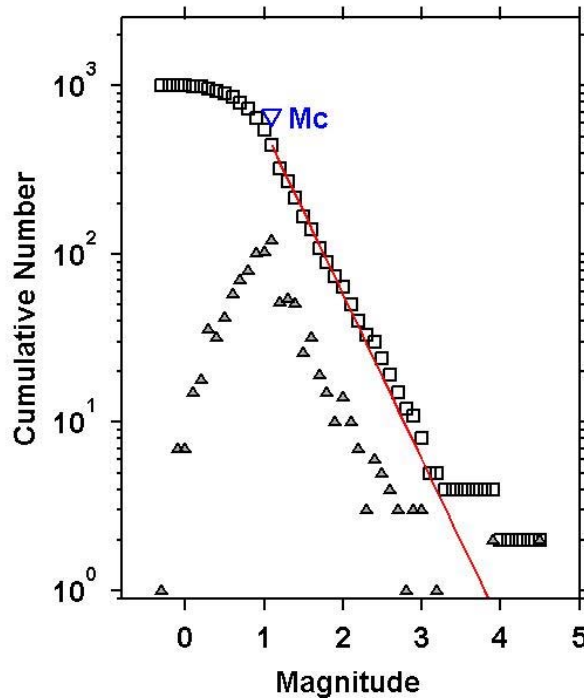
<sup>1</sup> Significant improvements in seismic instrumentation since the development of a local magnitude scale (or Richter scale) was developed and has enabled very small earthquake events to be detected, which events can be a negative value.

12.4 km (7.7 miles) E of the dam site and (2) on May 17 at a depth of 71.1 km (44.2 miles) and was located 27.2 km (16.9 miles) WNW of the dam site (Figure 5). The largest crustal earthquake is the same as for entire region, magnitude 2.9 on April 29.

68 earthquakes were located within a 10-mile radius of WAT1, with magnitudes between -0.3 and 3.9 and depths between 7.3 and 74.9 km (4.5 and 46.5 miles). The largest earthquake, magnitude 3.9, occurred on January 23 at a depth of 70.9 km (44.1 miles) and was located 12.4 km (7.7 miles) E of the dam site. The largest crustal earthquake was only magnitude 1.3, it occurred on April 15 and was 7.3 km (4.5 miles) deep, located 9.3 km (5.8 miles) N of the dam site.

We computed focal mechanisms for nine events, four intraslab earthquakes with magnitudes 3.5 or greater and five largest crustal earthquakes of this reporting period (Figure 9). Source parameters for crustal earthquakes indicate either reverse or strike-slip faulting. Faulting parameters for earthquakes in the subducting slab vary depending on the location and include normal, reverse and strike-slip faulting.

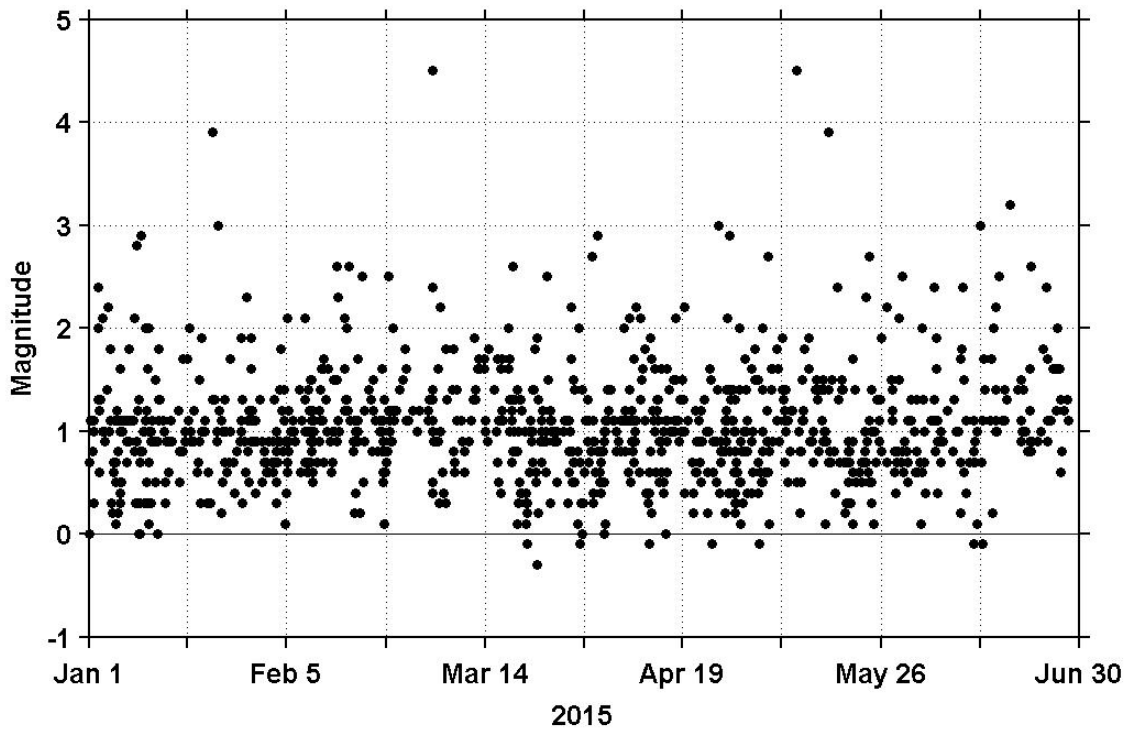
ShakeMaps were produced for the four largest earthquakes - magnitude 4.5 earthquakes on March 5 and May 11 and magnitude 3.9 earthquakes on January 23 and May 17 (Figure 10a and 10b). Largest Peak Ground Accelerations were estimated to be about 1.4%g in the proposed dam area.



Maximum Likelihood Solution  
b-value = 0.981 +/- 0.05, a value = 3.73, a v:  
Magnitude of Completeness = 1.1

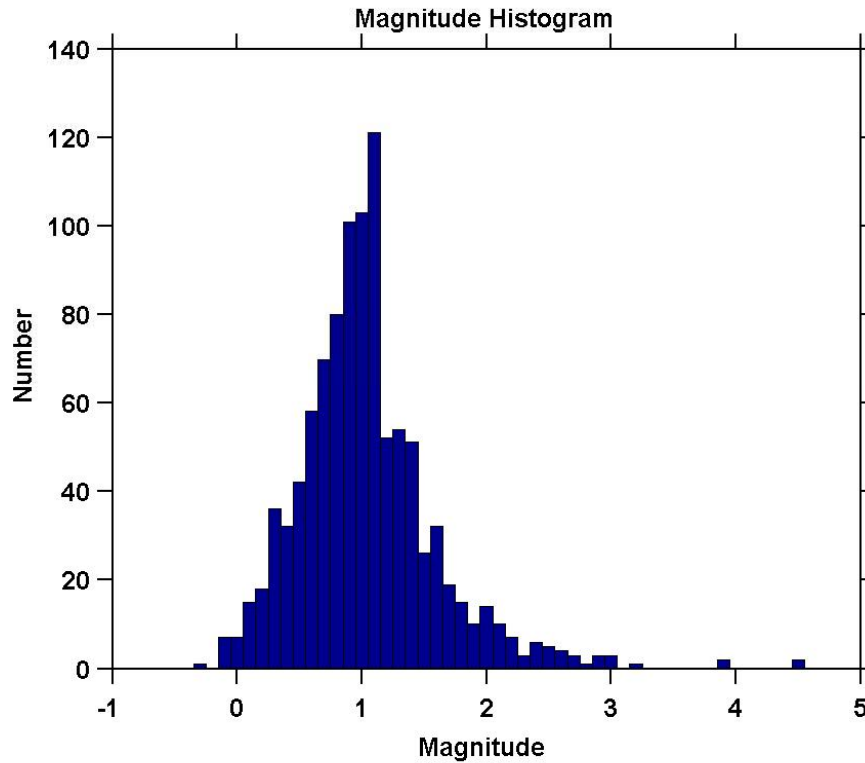
**Figure 2. Frequency-Magnitude Plot for Earthquakes Recorded during the Reporting Time Period**

Figure 2 shows frequency-magnitude distribution plot for earthquakes reported for the time period between January 1 and June 30, 2015 located in the region between 62.3-63.3N and 147-150W, from the AEC earthquake catalog. Squares show cumulative number of all earthquakes with magnitudes less than the given magnitude. Triangles show actual number of earthquake located within each magnitude interval. Change in slope of the cumulative curve (and maximum in the curve with regular earthquake counts) occurs at around magnitude of completeness ( $m_c$ ) for the dataset. We expect that all earthquakes with magnitude at or greater than magnitude of completeness are being detected, i.e. earthquake detection is complete. Only some earthquakes with magnitudes less than  $m_c$  are being detected.



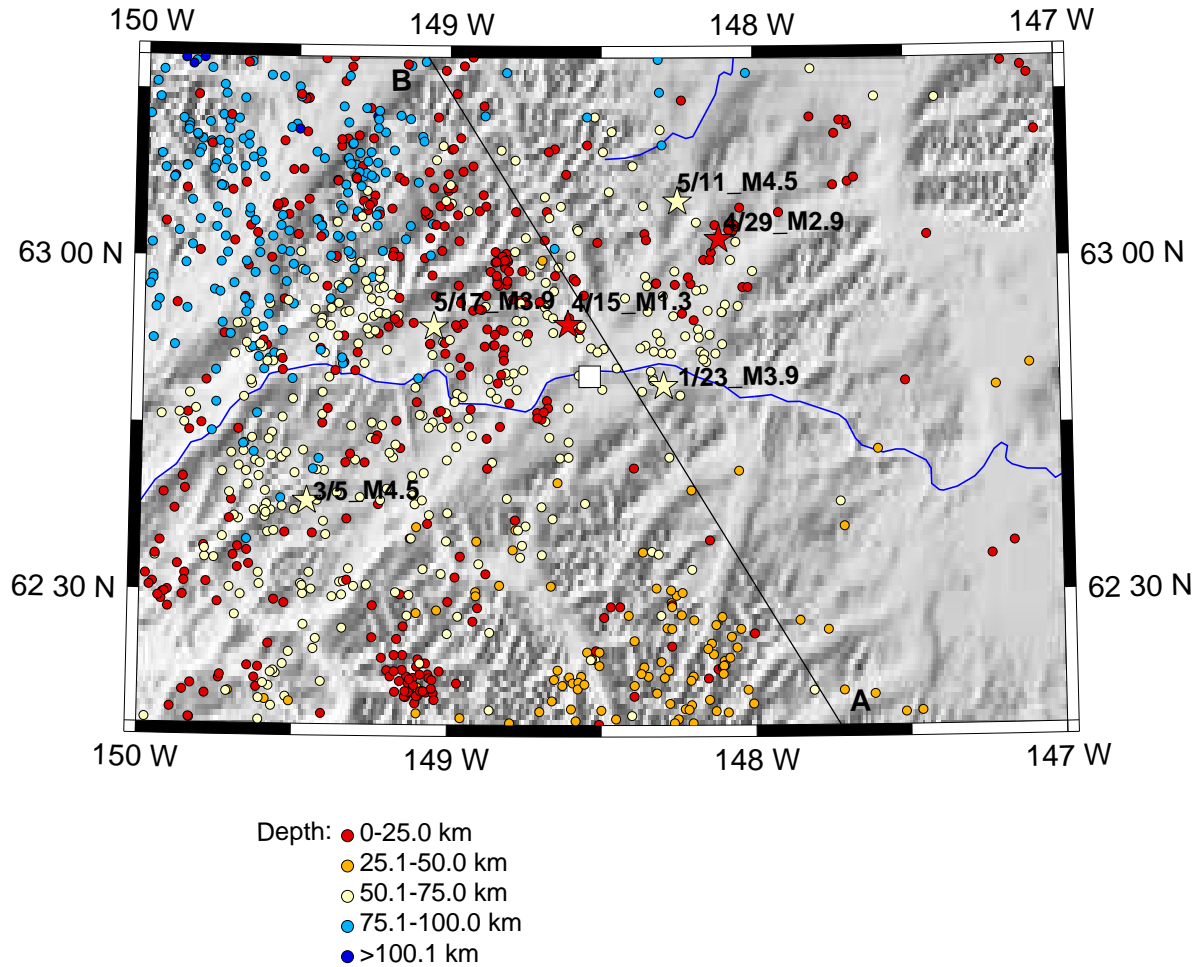
**Figure 3. Time-Magnitude Plot of Earthquakes Recorded during the Reporting Time Period**

Figure 3 shows the time-magnitude plot of earthquakes for the time period between January 1 and June 30, 2015 located in the region between 62.3-63.3N and 147-150W, from the AEC earthquake catalog. Notice decrease in detections of smaller earthquakes after mid-June when four of the seven stations were decommissioned.



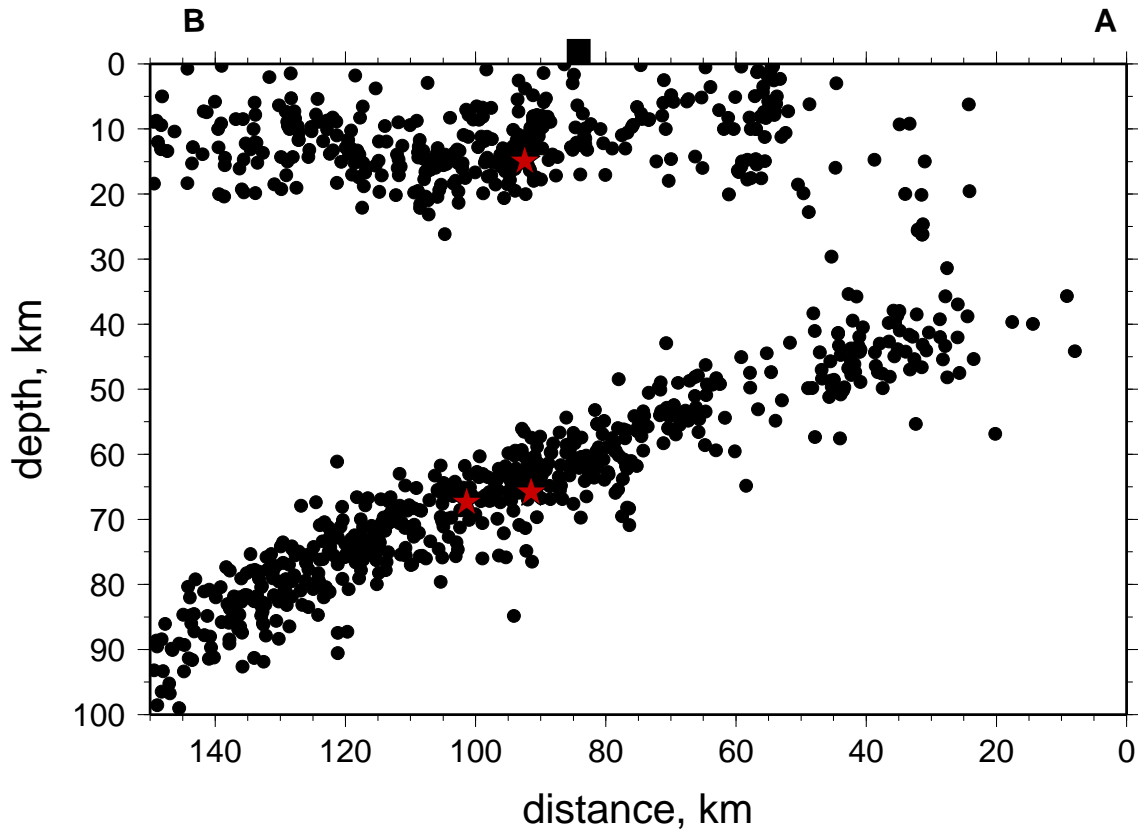
**Figure 4. Magnitude Distribution of Earthquakes Recorded during the Reporting Time Period**

Estimated magnitude completeness level of this dataset is 1.1 (see Figure 2); i.e., we expect all earthquakes with magnitudes above this level to be detected but only some earthquakes below this level are being detected. Magnitude range of recorded earthquakes for the reporting period is between -0.3 and 4.5.



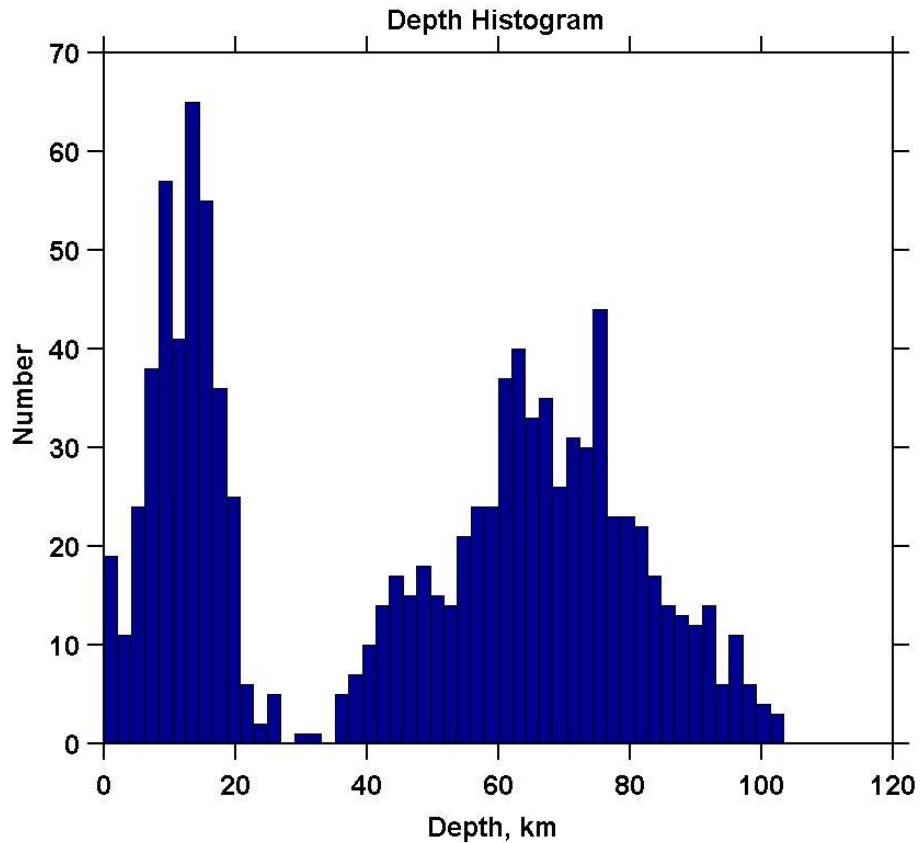
**Figure 5. Map of Earthquakes Recorded during the Reporting Time Period**

Figure 5 shows the map of earthquakes located between January 1 and June 30, 2015, from the AEC catalog. Stars denote events discussed in the text. A-B is the cross-section line shown in Figure 6. The white square is the location of the proposed dam site.



**Figure 6. Cross-Section along Line A-B**

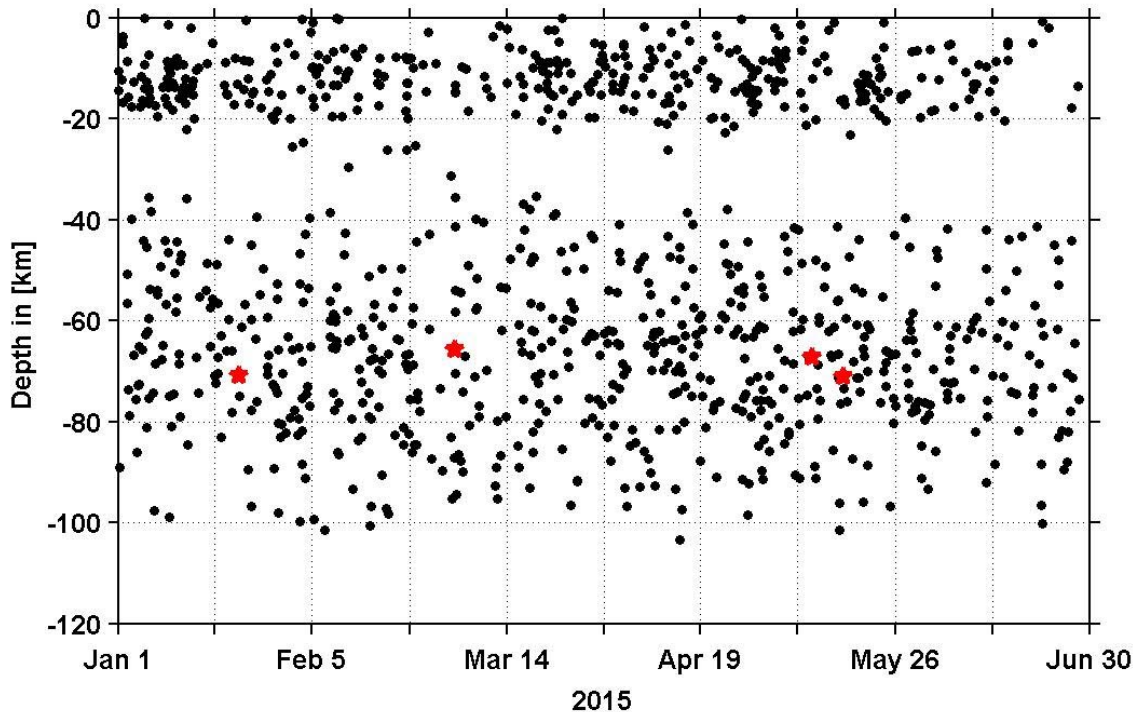
Figure 6 shows the cross-section along line A-B shown in Figure 5. Black square is location of the dam site. Red stars are the 2 largest instaslab and one largest crustal earthquakes highlighted in Figure 5 and discussed in the text.



**Figure 7. Depth Distribution of Earthquakes Recorded during the Reporting Time Period**

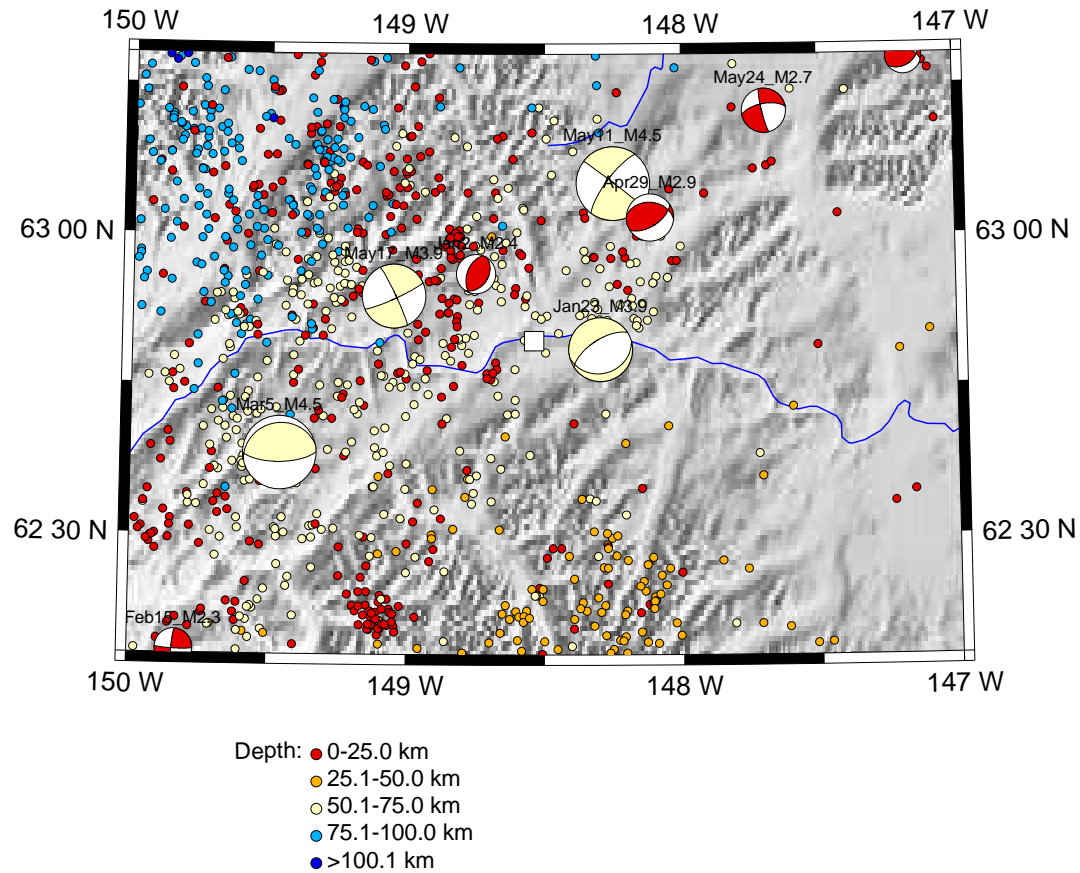
Figure 7 shows the depth histogram of the events shown in Figure 5. Two groups can be identified, crustal earthquakes with depth less than 30 km and events in the subducting slab with depths greater than 30 km.





**Figure 8. Time-Depth plot of Earthquakes Recorded during the Reporting Time Period**

Figure 8 shows the time-depth plot of earthquakes for the time period between January 1 and June 30, 2015 located in the region between 62.3-63.3N and 147-150W, from the AEC earthquake catalog. Both crustal (above 30 km) and intraslab (below 30 km) seismicity continued at a steady pace. Stars denote four largest earthquakes discussed in the text.



**Figure 9. Map of Earthquakes Recorded during the Reporting Time Period and Selected Source Parameters**

Figure 9 shows the map of earthquakes reported between January 1 and June 30, 2015, from the AEC catalog. P-wave 1<sup>st</sup> motion focal mechanisms for nine events discussed in the text are shown as lower hemisphere projection of the focal sphere. White square is location of the dam site. Source parameters are listed in Appendix B.

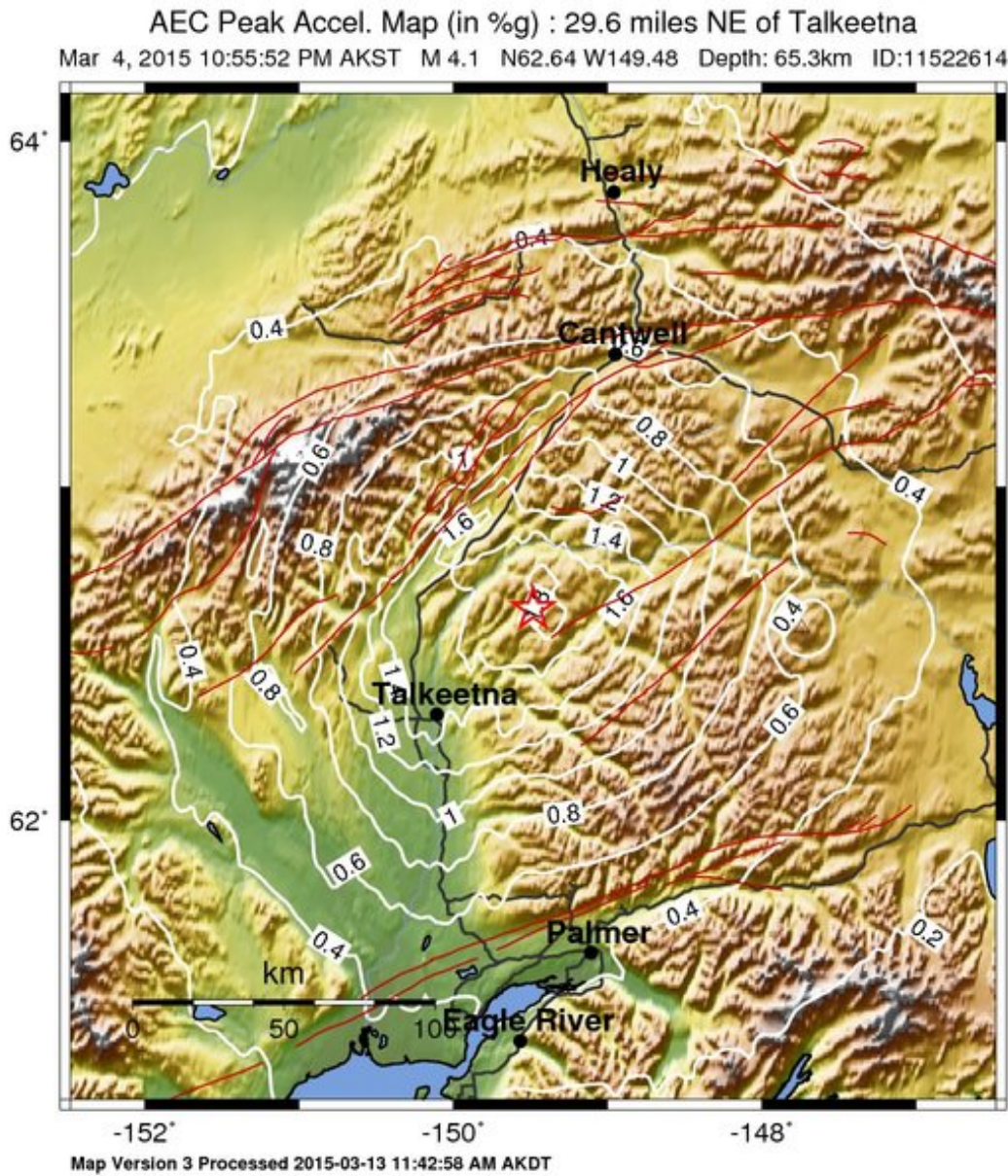
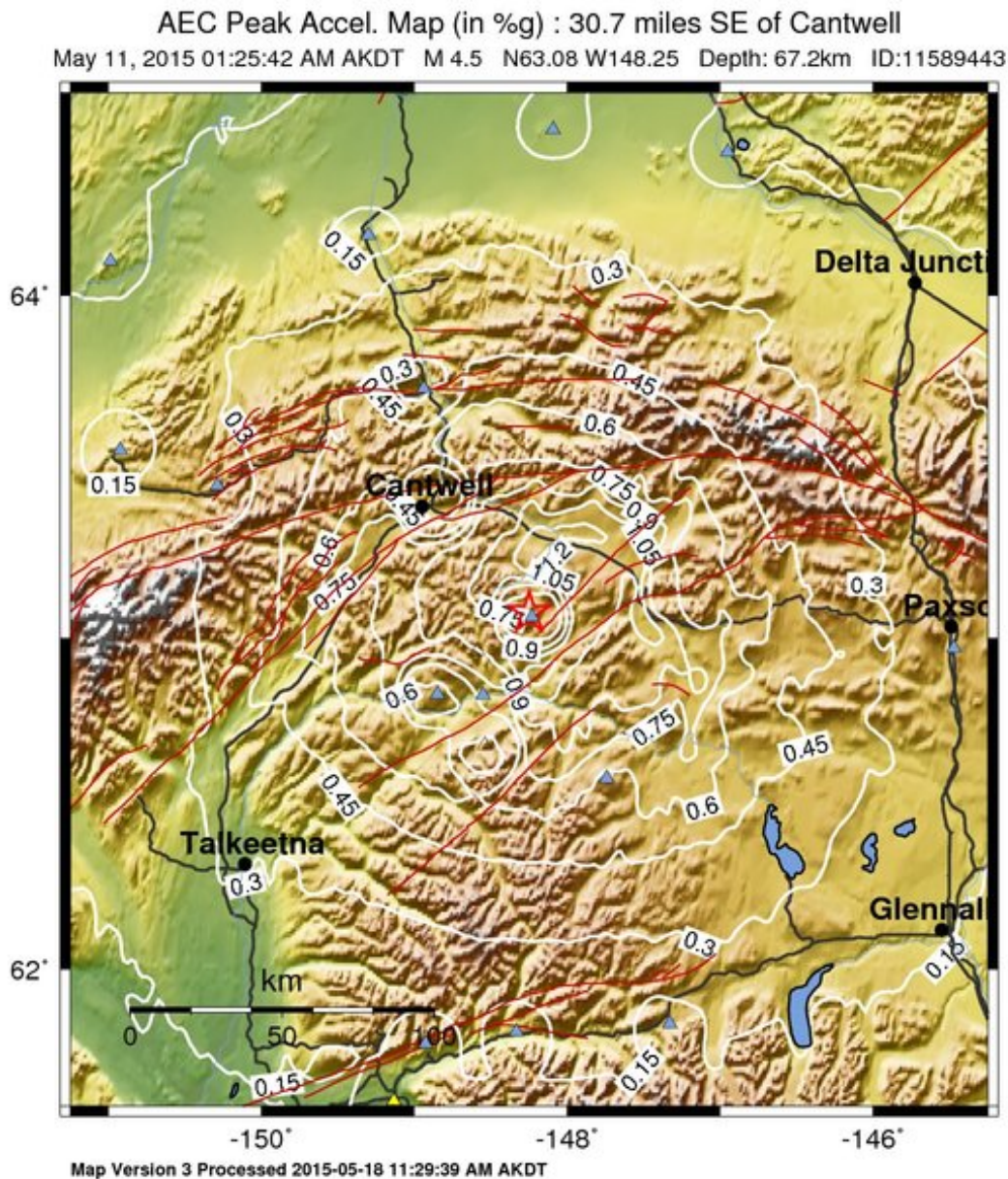


Figure 10a. ShakeMap Peak Ground Acceleration maps.



**Figure 11b. ShakeMap Peak Ground Acceleration maps.**

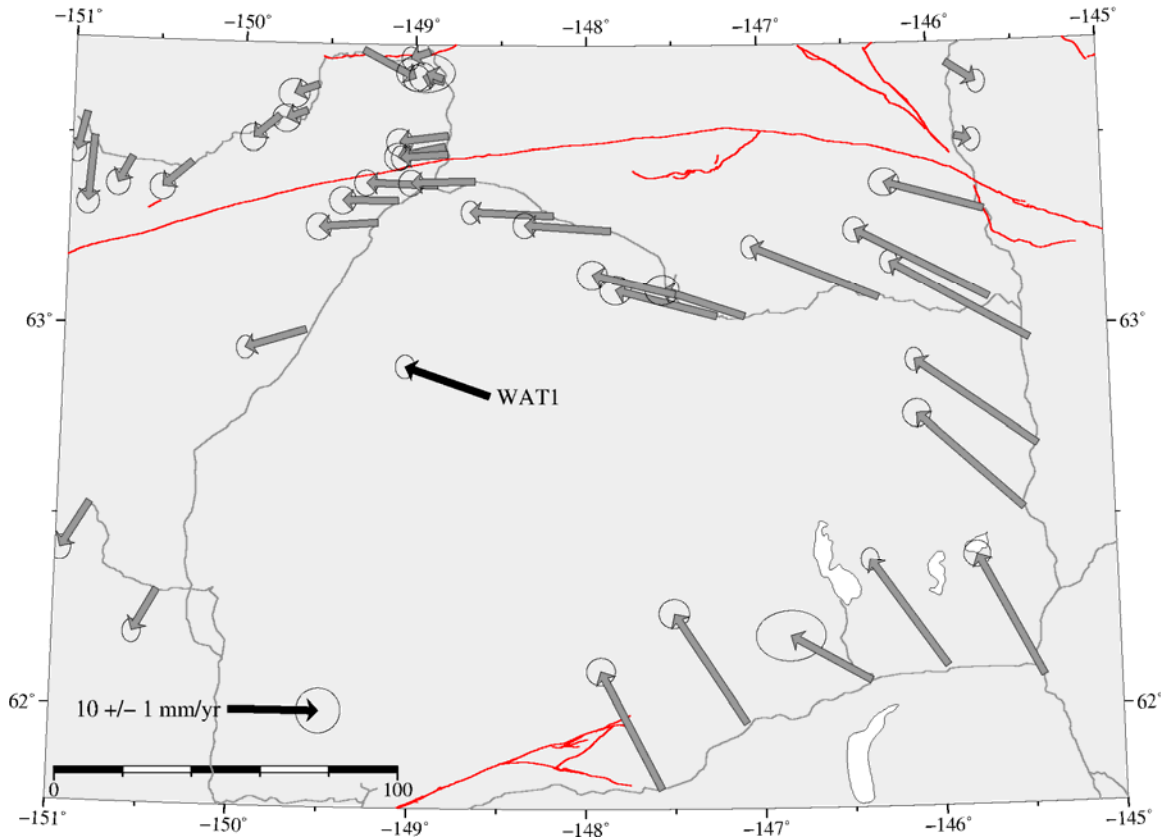
Figure 10 (a and b) is output of the ShakeMap run for the two largest earthquakes that occurred within the reporting period: (a) magnitude 4.5 on March 5; and (b) magnitude 4.5 on May 11. Maximum PGA values are estimated to be on the order of 1.4%g in the proposed dam area.

### **3. GPS DATA ANALYSIS**

GPS site WAT1 was set up on August 1, 2013. Thus far, data through July 22, 2015 have been processed. About 23 months of data are available now, which is enough to give a reliable first estimate of the rate of motion of a site (RMS). In this report we now include an estimate of the site velocity, with a conservative estimate of its uncertainty. The current estimate of the rate of motion of the site, relative to the North American plate, is 9 mm/year westward and 3 mm/yr northward, and 4 mm/yr upward. The velocity of WAT1 is shown in Figure 11, along with average velocities for 2008-2014 for sites in the surrounding area. No significant earthquakes or other events have occurred since the installation that would cause a displacement of the site. The velocity of WAT1 is quite similar to that of sites on the central Denali Highway to the northeast, indicating little relative motion between those locations. Some contraction is observed between WAT1 and sites immediately to the north and west, which is likely a result of elastic strain from the subduction zone to the south.

We analyze the raw GPS data for WAT1 along with many other sites from Alaska using the GIPSY/OASIS goa-5.0 software from Jet Propulsion Laboratory. All raw GPS data recorded on a given day (defined as 0-2400 UTC) are combined to produce a single position estimate for the day. The overall RMS repeatability of daily position solutions for WAT1 is currently 2.2, 2.6, and 6.2 millimeters for the east, north, and height components respectively, which is slightly higher than typical values.

Overall, WAT1 GPS site performance has been comparable to the typical site, except for about three months from mid-August through mid-October, 2013 and again in the summer of 2014. During the 2013 time interval, the site was affected by radio-frequency interference from an X-band radar that was operated on a nearby hilltop by ABR for bird studies. Intermittent interference problems were seen again in 2014. Although we don't know the cause for 2014, we suspect that similar studies near the site likely were conducted that again generated RF interference. Manual inspection of the solution residuals was needed to identify small cycle slips in the data that were too small for automated detection. Even with the extra manual attention, the scatter of the solutions is visibly greater during the periods of interference, most notably in the latitude or north component (Figure 12).



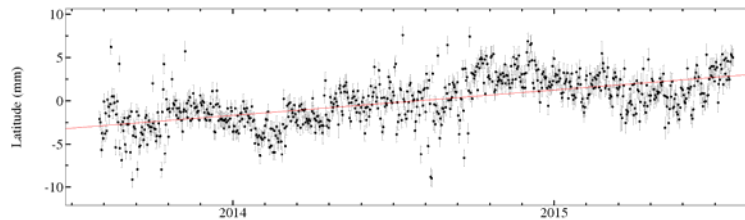
**Figure 11. Velocity of Site WAT1 (black vector) Relative to the North American Plate.  
Gray vectors indicate velocity.**

Figure 11 illustrates motion of site WAT1 recorded by the GPS receiver with respect to stable North America. Gray vectors are the average velocities for 2009-2015 for sites in the surrounding area, with the same vector scale. These motions are a combination of long-term tectonic deformation and the response to the 2002 Denali fault earthquake.

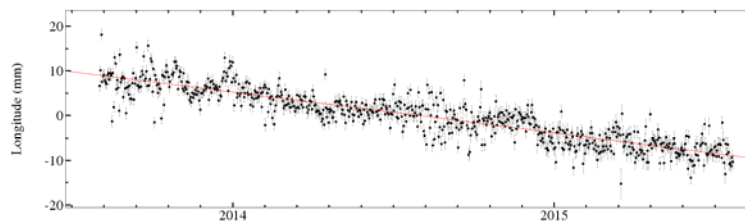
Time Series of Site Position drawn by akda at GI/UAF, Wed Aug 12 04:20:40 AKDT 2015

Station : WAT1  
E211.45° N62.83° 737.41 (m)  
718 Daily Solutions ( 2013.59 - 2015.56 )  
Relative to the plate NOAM (geodvel)

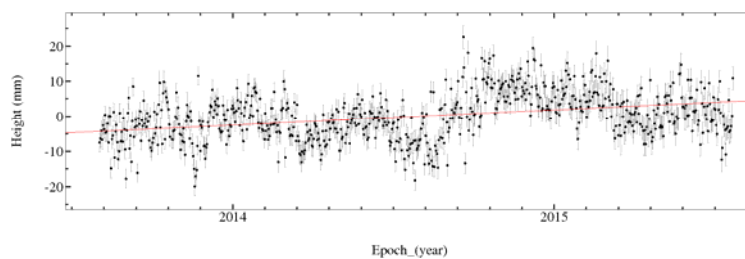
Motion rate 2.9 +- 0.1 (mm/yr) Repeatability 2.2 (mm)



Motion rate -9.1 +- 0.1 (mm/yr) Repeatability 2.6 (mm)



Motion rate 4.3 +- 0.2 (mm/yr) Repeatability 6.2 (mm)



**Figure 12. Position of site WAT1 as a function of time.**

Figure 12 illustrates position of site WAT1 as function of time. Periods of increased scatter due to RF interference can be seen in both horizontal components. The gradual change in height in mid-late 2014 is unclear. It may be a seasonal unloading signal, due to the melting of snow. However, if this is the case then it is not clear why no such signal was observed in 2013. This will become more clear with another year of data.

## **4. OPERATION AND MAINTENANCE**

### **4.1 Station Performance**

There were two notable telemetry outages affecting the WAT sites during the first two quarters of 2015. The first began on February 25, when AEC lost contact with all 7 WAT sites. The source of this outage was determined to be the radio at the State of Alaska microwave site at Honolulu, to which all WAT data is repeated by station ToHON. This radio was damaged by a crew working on communication equipment for the railroad that is located at the same site. AEC field personnel visited the Honolulu site on March 4 and replaced the radio, resolving the outage.

The second outage affected WAT3, 4, 5, 6, and 7. This outage began on March 11 and was traced to one of three radios at ToHON, which had become unresponsive. This radio recovered after a routine power cycle caused by the local reset circuit on March 16. This type of radio outage is rare but not unprecedented and is the reason that the reset circuit was installed at ToHON in 2014.

Power diagnostics show that power systems at all eight remote sites (WAT1-7 and ToHON) were healthy during the reporting period.

### **4.2 Demobilization and Related Field Work**

The demobilization trip on June 15-19 involved the following work:

- Removal of WAT2, WAT3, WAT4, and WAT5
- Radio network reconfiguration at WAT1, WAT6, WAT7, and ToHON repeater
- Transport of demobilized station components to University of Alaska Fairbanks

Station demobilization required removing seismic instruments and other electronics, disconnecting and prepping batteries for flight, dressing solar panel leads, unburying conduit and cable, removing seismic vaults, and backfilling holes and trenches. Typically, removing a single station required three sling loads, one internal load, and ferrying of personnel. All removed materials were staged at Gold Creek Camp.

Network configuration required short visits to four sites to remove radios that were no longer needed and to reposition antennas.

The camp manager received sling loads at Gold Creek Camp and staged them for removal by rail. Four huts, 80 rechargeable batteries, 40 non-rechargeable batteries, and miscellaneous trash was shipped to Fairbanks from Gold Creek by rail, via Anchorage. Four broadband sensors, four





digitizers, two seismometers, and numerous radios and other electronic devices were flown to Talkeetna and driven to Fairbanks by the field crew.



SUSITNA-WATANA HYDRO

*Clean, reliable energy for the next 100 years.*

ALASKA ENERGY AUTHORITY  
SEISMIC MONITORING PROJECT  
JAN. – JUNE 2015 QUARTERLY REPORT

---

## ATTACHMENT A: EARTHQUAKE LISTING

---

## **ATTACHMENT A: EARTHQUAKE LISTING**

List of earthquakes reported between January 1 and June 30, 2015 in the region between 62.3-63.3N and 147-150W.

Nomenclature:

DATE – date and time of the earthquake in UTC;

LAT – earthquake latitude;

LON – earthquake longitude;

DEPTH km – earthquake depth;

MAG ML – local magnitude;

RMS sec – root mean square residual of the solution;

SEH km – horizontal location error;

SEZ km – vertical location error;

PHASES – total number of P and S phases used to locate the event,

MIN\_DST km – nearest recording station to the epicenter.

**Table 1. List of Earthquakes Located during the Reporting Time Period**

DATE yy mo dy hh:mn:sec	LAT DEG	LON DEG	DEPTH km	MAG ML	RMS sec.	SEH km	SEZ km	GAP deg	PHASES P, S	MIN_DST KM
2015 01 1 00:05:41.425	62.886	-149.232	14.4	0.7	0.41	0.27	0.20	108.1	21	20.33
2015 01 1 03:30:30.341	62.962	-148.323	10.7	0.0	0.19	0.15	0.22	103.1	14	12.11
2015 01 1 06:37:56.706	63.197	-149.865	89.1	1.1	0.47	0.25	0.21	52.2	38	27.00
2015 01 1 15:08:32.828	63.046	-149.656	12.2	0.8	0.55	0.23	0.17	53.6	33	7.67
2015 01 1 19:45:39.154	62.867	-149.597	16.7	1.1	0.45	0.47	0.32	93.4	28	38.23
2015 01 1 21:03:58.617	63.236	-148.237	3.7	0.3	0.26	0.50	1.62	109.2	15	19.33
2015 01 1 23:21:38.557	62.492	-149.860	5.3	1.0	0.45	0.43	0.58	89.0	27	22.78
2015 01 2 14:57:33.736	62.701	-148.279	56.6	1.3	0.22	0.40	0.16	76.8	22	13.33
2015 01 2 15:30:10.009	62.934	-148.751	8.6	2.4	0.61	0.14	0.10	35.5	49	9.00
2015 01 2 16:09:29.127	62.551	-148.765	50.9	2.0	0.45	0.31	0.20	31.6	47	18.56
2015 01 2 19:58:52.589	62.890	-149.631	73.8	1.2	0.53	0.29	0.27	46.6	30	9.67
2015 01 2 23:57:22.888	62.999	-149.082	15.7	0.6	0.45	0.26	0.34	118.0	15	22.00
2015 01 3 02:11:17.823	63.118	-149.250	78.9	1.3	0.28	0.50	0.32	66.8	27	25.11
2015 01 3 11:45:26.134	62.387	-149.099	17.8	1.0	0.51	0.37	0.41	61.0	22	43.56
2015 01 3 14:05:20.608	62.346	-147.617	39.9	2.1	0.49	0.24	0.38	49.4	64	26.78
2015 01 3 21:34:01.874	62.566	-149.794	12.7	1.0	0.58	0.43	0.34	81.1	27	29.89
2015 01 4 00:35:46.543	63.241	-147.599	66.8	0.9	0.14	0.67	0.77	154.8	12	37.34
2015 01 4 07:38:25.293	62.765	-149.626	75.6	1.4	0.26	0.32	0.24	58.5	22	23.56
2015 01 4 15:02:01.743	63.106	-149.756	86.0	2.2	0.44	0.30	0.34	43.5	53	15.56
2015 01 4 20:19:51.285	62.900	-149.637	72.8	1.0	0.28	0.42	0.47	61.1	19	40.67
2015 01 4 22:42:31.778	62.885	-149.261	72.7	1.1	0.26	0.62	0.46	150.6	17	21.78
2015 01 5 01:06:25.937	62.874	-149.020	65.1	1.8	0.54	0.13	0.10	38.7	56	9.78
2015 01 5 05:06:15.244	62.993	-148.824	17.7	0.3	0.26	0.25	0.23	121.4	13	12.45
2015 01 5 08:37:54.555	62.993	-148.850	11.7	0.2	0.38	0.28	1.14	126.1	15	13.78
2015 01 5 14:48:12.408	62.805	-149.110	65.8	0.7	0.34	0.81	0.86	86.2	18	13.67
2015 01 5 15:39:00.316	62.985	-148.817	16.3	0.6	0.27	0.36	0.32	116.5	17	11.89
2015 01 5 18:02:06.398	62.321	-147.464	44.2	1.1	0.40	0.23	0.35	126.8	24	32.11
2015 01 5 22:17:05.212	63.009	-148.849	9.4	0.1	0.40	0.40	0.53	179.6	12	14.33
2015 01 6 00:03:35.095	62.586	-149.442	0.1	0.7	0.43	0.42	6.46	149.4	15	40.89
2015 01 6 00:52:07.472	62.995	-148.830	14.0	0.5	0.26	0.22	0.28	122.4	12	12.89
2015 01 6 05:30:43.644	62.699	-149.544	62.7	1.2	0.46	0.34	0.31	70.8	24	31.22
2015 01 6 07:14:23.880	63.006	-148.813	13.6	0.2	0.23	0.22	0.28	119.3	13	12.45
2015 01 6 07:49:01.916	62.332	-148.009	45.4	0.8	0.31	0.72	0.81	120.7	12	31.00
2015 01 6 08:58:07.794	63.000	-148.830	12.7	0.2	0.18	0.28	0.33	175.2	10	13.00
2015 01 6 10:46:46.291	62.949	-149.772	81.1	1.1	0.28	0.59	0.44	66.9	22	7.33
2015 01 6 15:00:06.699	62.676	-149.501	62.2	1.1	0.39	0.37	0.27	101.1	24	34.11
2015 01 6 16:31:35.275	62.436	-149.001	59.5	1.0	0.26	0.38	0.42	62.9	22	36.11
2015 01 6 17:00:26.967	63.110	-149.673	7.3	0.5	0.40	0.80	1.52	135.5	14	14.89
2015 01 6 17:53:14.782	62.998	-148.823	14.1	1.1	0.23	0.27	0.24	117.5	18	12.56
2015 01 6 17:56:48.671	62.995	-148.808	14.6	0.4	0.22	0.18	0.23	118.5	15	11.78
2015 01 6 18:24:39.098	63.008	-149.184	17.0	0.3	0.25	0.28	0.45	123.0	13	23.22
2015 01 6 20:43:25.631	63.096	-149.338	75.3	1.0	0.34	0.29	0.24	65.5	25	20.11
2015 01 6 21:04:07.055	62.309	-148.252	35.7	1.6	0.56	0.23	0.44	57.5	48	40.00
2015 01 6 21:56:50.562	62.598	-148.748	53.8	1.1	0.49	0.47	0.22	75.6	21	14.22
2015 01 7 01:49:36.778	62.980	-148.805	16.0	0.5	0.18	0.24	0.25	118.2	14	11.22
2015 01 7 04:58:14.410	62.840	-147.099	38.3	1.0	0.53	0.59	0.33	121.4	22	42.78
2015 01 7 12:04:15.395	62.856	-149.408	74.4	1.1	0.23	0.56	0.27	87.0	21	17.78
2015 01 7 20:53:35.463	63.292	-149.844	97.7	1.1	0.25	0.87	0.76	115.5	17	28.22
2015 01 7 21:29:38.200	62.874	-149.609	17.4	0.7	0.48	0.37	0.17	106.5	17	11.56
2015 01 8 01:06:03.370	62.809	-149.644	68.6	0.9	0.34	0.53	0.46	129.8	16	18.67
2015 01 8 09:50:23.285	62.541	-148.900	54.8	1.8	0.49	0.25	0.23	54.1	36	24.22
2015 01 8 10:48:29.005	62.574	-147.158	19.6	0.9	0.48	0.43	0.12	104.3	18	29.78
2015 01 8 11:43:29.585	62.639	-148.809	54.1	1.1	0.45	0.23	0.19	60.6	27	14.67
2015 01 8 21:51:32.679	62.499	-148.910	49.3	1.1	0.35	0.34	0.42	87.9	22	27.78
2015 01 9 04:32:49.573	62.980	-148.005	67.6	1.1	0.35	0.68	0.31	118.0	21	14.56
2015 01 9 08:52:11.221	62.884	-149.737	13.8	2.1	0.52	0.17	0.14	50.2	31	11.45
2015 01 9 08:54:31.424	62.832	-148.757	64.9	0.8	0.18	0.67	0.31	125.8	15	4.56
2015 01 9 17:11:10.641	63.002	-148.826	13.6	0.3	0.21	0.31	0.46	121.5	14	12.89
2015 01 9 18:25:49.316	62.411	-148.519	16.0	0.9	0.49	0.38	0.73	54.7	24	30.00
2015 01 9 20:46:43.062	62.406	-148.137	44.2	2.8	0.44	0.20	0.21	23.8	78	28.11
2015 01 10 00:22:31.146	62.352	-147.813	56.9	1.2	0.47	0.16	0.27	92.4	35	25.78
2015 01 10 04:05:03.228	62.765	-149.852	17.1	1.3	0.58	0.15	0.13	52.5	36	25.89

2015 01 10 05:10:34.212	63.008	-148.140	12.0	0.3	0.23	0.13	0.09	178.3	18	7.56
2015 01 10 05:50:58.816	62.997	-148.165	8.7	0.0	0.29	0.24	0.44	171.3	15	8.00
2015 01 10 08:29:57.207	63.162	-148.995	1.5	0.7	0.31	0.08	0.19	91.8	23	27.89
2015 01 10 09:08:14.777	63.163	-148.655	13.8	0.3	0.21	0.22	0.16	144.4	16	22.45
2015 01 10 11:10:37.472	62.962	-148.321	9.8	0.0	0.25	0.12	0.11	103.6	13	12.11
2015 01 10 11:13:46.870	62.462	-148.109	46.4	0.8	0.32	0.50	0.50	63.1	23	23.00
2015 01 10 16:16:25.264	63.198	-149.508	99.0	2.9	0.49	0.15	0.15	38.9	122	25.45
2015 01 10 17:14:57.269	62.781	-149.760	75.1	0.8	0.42	1.30	0.55	128.7	17	22.56
2015 01 10 20:00:01.822	63.063	-149.079	11.0	0.8	0.54	0.10	0.09	72.9	31	27.22
2015 01 11 02:50:43.814	62.979	-149.576	80.9	1.0	0.36	0.61	0.32	49.2	27	3.22
2015 01 11 04:37:17.995	62.669	-149.865	12.9	1.0	0.56	0.19	0.21	54.0	31	35.67
2015 01 11 04:52:58.831	63.065	-149.072	18.3	0.3	0.43	0.15	0.17	95.1	16	27.00
2015 01 11 08:17:26.036	62.870	-149.063	74.6	2.0	0.43	0.13	0.06	39.2	72	11.67
2015 01 11 09:32:12.981	63.137	-148.924	8.9	1.1	0.55	0.13	0.06	61.0	32	25.78
2015 01 11 13:14:18.308	62.575	-149.006	50.6	1.2	0.40	0.15	0.17	65.0	30	26.67
2015 01 11 15:29:11.662	63.099	-149.717	13.9	0.5	0.53	0.50	0.38	110.4	21	14.22
2015 01 11 19:53:38.727	62.865	-148.535	58.4	1.6	0.42	0.21	0.15	27.6	44	4.11
2015 01 11 21:43:15.302	62.475	-148.903	8.3	0.3	0.60	0.91	0.50	186.0	11	29.56
2015 01 11 23:37:20.203	62.310	-148.958	44.3	2.0	0.47	0.16	0.18	32.2	75	46.56
2015 01 11 23:44:20.232	62.357	-149.577	55.5	1.0	0.40	0.16	0.21	38.2	32	35.67
2015 01 12 01:47:52.437	63.069	-148.782	9.6	0.1	0.42	0.21	0.48	166.9	14	15.45
2015 01 12 02:12:24.595	62.815	-147.507	8.1	0.7	0.53	0.29	0.31	114.0	20	22.22
2015 01 12 02:28:21.062	62.969	-148.593	8.6	1.0	0.41	0.19	0.18	71.7	26	0.78
2015 01 12 09:00:16.643	62.863	-148.819	15.8	0.3	0.23	0.32	0.25	83.8	15	3.56
2015 01 12 09:52:13.129	62.680	-149.405	68.7	1.0	0.39	0.47	0.45	97.3	27	33.11
2015 01 12 10:07:46.487	62.944	-149.188	66.6	0.9	0.54	0.52	0.44	105.3	27	21.22
2015 01 12 14:23:38.332	63.160	-149.185	79.1	1.1	0.53	0.40	0.33	70.0	31	30.56
2015 01 12 16:49:49.157	62.493	-148.909	48.3	0.9	0.32	0.60	0.52	163.4	21	28.22
2015 01 12 20:31:41.117	62.309	-148.453	47.0	0.9	0.21	0.54	0.61	138.4	20	41.67
2015 01 13 00:22:20.670	62.997	-148.811	14.6	0.9	0.30	0.24	0.22	115.4	18	12.00
2015 01 13 06:25:42.815	62.886	-148.742	13.7	0.5	0.20	0.24	0.23	99.1	14	8.00
2015 01 13 08:20:12.793	63.238	-149.471	9.4	1.5	0.43	0.17	0.21	62.8	31	30.22
2015 01 13 15:20:24.265	62.814	-148.559	17.0	0.0	0.14	0.26	0.29	144.6	10	1.78
2015 01 13 17:10:37.068	62.370	-148.154	15.0	0.9	0.32	0.38	0.76	107.5	19	31.56
2015 01 13 17:57:18.432	63.086	-149.465	12.1	0.9	0.40	0.19	0.22	82.7	24	14.89
2015 01 13 20:29:29.950	62.534	-149.683	13.9	1.1	0.59	0.40	0.25	70.4	27	33.00
2015 01 13 20:40:59.613	62.336	-148.661	35.8	1.8	0.44	0.23	0.56	33.2	54	38.89
2015 01 13 21:50:43.532	62.902	-149.167	22.2	1.3	0.32	0.25	0.09	53.7	27	17.89
2015 01 14 00:25:57.576	63.140	-149.624	84.6	1.3	0.51	0.49	0.46	87.9	26	47.89
2015 01 14 16:05:35.268	62.341	-149.134	2.1	1.1	0.60	0.10	0.18	49.3	29	48.67
2015 01 14 22:44:33.546	62.783	-149.105	13.7	1.0	0.47	0.23	0.22	55.0	24	14.22
2015 01 14 23:51:03.540	63.069	-148.681	12.6	0.3	0.40	0.31	0.19	101.2	15	12.67
2015 01 15 01:34:11.144	63.070	-148.902	15.2	0.5	0.32	0.39	0.36	127.9	11	19.89
2015 01 15 06:52:54.278	62.404	-149.144	20.1	0.9	0.47	0.60	3.31	147.5	12	43.67
2015 01 15 16:49:37.903	62.997	-148.145	10.5	0.6	0.22	0.23	0.43	175.7	12	8.33
2015 01 15 16:52:05.346	62.883	-148.775	67.4	0.9	0.08	0.84	0.35	91.9	11	6.67
2015 01 16 01:00:16.632	63.159	-148.496	74.3	1.1	0.27	0.35	0.19	115.3	21	17.22
2015 01 16 02:15:23.343	62.372	-149.131	10.0G	1.1	0.79	0.42	0.00	40.7	28	45.89
2015 01 16 07:35:57.759	62.314	-148.402	55.3	0.9	0.37	0.28	0.50	84.6	21	41.45
2015 01 17 15:02:59.322	62.327	-149.568	53.9	1.2	0.38	0.15	0.21	85.9	32	36.89
2015 01 17 15:05:02.321	62.483	-148.274	48.6	0.8	0.14	0.31	0.31	119.9	17	25.78
2015 01 17 17:20:18.012	63.287	-148.955	9.1	0.5	0.35	0.11	0.18	86.2	19	14.00
2015 01 18 06:35:30.214	62.870	-149.298	65.2	0.8	0.38	0.14	0.20	74.3	28	20.89
2015 01 18 07:23:23.205	62.753	-149.052	57.5	1.7	0.45	0.12	0.08	45.4	53	13.67
2015 01 18 16:06:17.884	62.348	-149.068	5.0G	0.9	0.60	0.21	0.00	57.3	29	45.89
2015 01 18 19:08:26.360	62.494	-149.344	55.8	1.0	0.34	0.20	0.28	68.0	37	45.45
2015 01 19 01:42:06.231	62.620	-149.578	70.9	1.7	0.34	0.23	0.26	48.0	45	39.78
2015 01 19 07:45:01.417	62.961	-149.334	72.5	1.1	0.41	0.26	0.29	52.6	29	15.45
2015 01 19 11:49:52.178	62.349	-149.708	49.0	2.0	0.53	0.20	0.33	39.2	57	29.22
2015 01 19 19:19:05.393	62.604	-149.406	56.6	1.0	0.48	0.45	0.58	86.1	22	38.11
2015 01 19 19:56:31.405	62.750	-149.864	67.2	0.9	0.24	0.41	0.62	121.4	14	43.34
2015 01 19 20:34:31.700	62.658	-149.653	70.6	1.0	0.19	0.66	0.80	93.7	16	45.34
2015 01 20 08:58:34.959	62.874	-148.746	62.9	0.9	0.54	0.43	0.29	48.0	31	6.89
2015 01 20 10:21:23.078	63.120	-149.288	83.1	1.2	0.47	0.25	0.17	73.2	32	23.78
2015 01 21 01:08:42.706	63.263	-149.348	13.4	0.6	0.34	0.10	0.20	88.2	19	29.00
2015 01 21 06:18:34.542	63.135	-149.870	8.9	0.7	0.47	0.30	0.15	111.9	21	21.00
2015 01 21 07:39:21.937	62.502	-149.443	65.9	1.5	0.46	0.20	0.26	32.5	53	43.45
2015 01 21 09:21:23.832	62.998	-149.585	15.0	0.9	0.62	0.13	0.05	67.3	26	3.56

2015 01 21 13:54:48.932	62.960	-148.812	15.4	0.3	0.26	0.12	0.08	119.8	15	11.45
2015 01 21 18:05:38.593	62.332	-148.279	44.0	1.0	0.41	0.24	0.24	66.8	28	39.11
2015 01 21 20:45:28.032	62.607	-149.682	59.8	1.9	0.50	0.17	0.21	44.0	68	37.23
2015 01 22 09:06:41.512	62.708	-149.668	66.0	1.1	0.48	0.19	0.24	49.7	30	29.89
2015 01 22 11:47:17.783	62.847	-149.589	78.2	1.0	0.30	0.17	0.20	55.2	27	14.67
2015 01 22 17:10:53.039	62.850	-148.963	17.3	0.3	0.50	0.16	0.12	184.9	15	6.11
2015 01 23 01:15:57.177	62.965	-148.585	8.1	0.6	0.20	0.18	0.36	80.7	16	0.22
2015 01 23 10:33:58.167	62.910	-148.607	13.1	0.3	0.29	0.14	0.21	71.1	17	6.00
2015 01 23 20:07:19.912	63.007	-149.490	75.0	1.3	0.48	0.17	0.10	47.6	43	8.22
2015 01 23 20:15:30.526	62.808	-148.298	70.9	3.9	0.56	0.15	0.05	32.0	128	13.11
2015 01 24 06:58:23.683	62.587	-149.587	61.3	1.3	0.51	0.25	0.27	45.6	35	40.11
2015 01 24 14:22:02.361	62.345	-149.783	8.5	1.0	0.50	0.20	0.22	52.6	33	25.56
2015 01 24 16:16:45.102	62.986	-149.662	14.3	0.9	0.56	0.30	0.19	102.6	24	1.56
2015 01 24 18:18:39.078	62.693	-148.857	56.9	3.0	0.53	0.12	0.14	30.2	92	15.56
2015 01 25 01:49:54.802	62.484	-149.000	0.6	1.2	0.63	0.14	0.43	50.7	33	32.22
2015 01 25 10:04:32.152	63.171	-149.791	89.6	1.1	0.40	0.78	0.51	63.1	29	39.78
2015 01 25 10:45:16.559	62.786	-148.679	12.1	0.2	0.28	0.12	0.12	153.6	14	8.11
2015 01 25 14:01:50.831	62.387	-149.647	8.6	1.0	0.59	0.19	0.17	39.4	33	31.78
2015 01 25 14:58:46.673	62.863	-149.421	17.1	0.5	0.53	0.32	0.39	106.7	18	16.78
2015 01 25 23:48:51.551	62.733	-148.924	59.7	1.0	0.42	0.28	0.19	127.1	30	11.89
2015 01 26 00:23:29.065	63.028	-149.363	77.7	1.3	0.53	0.35	0.23	59.2	30	15.00
2015 01 26 01:39:40.014	62.422	-148.144	44.9	0.7	0.27	0.39	0.35	138.8	15	27.22
2015 01 26 03:03:15.477	63.281	-149.792	96.7	1.0	0.18	0.76	0.55	131.7	17	31.11
2015 01 26 07:44:25.632	62.385	-149.612	15.0	1.0	0.91	0.20	0.44	70.0	26	33.56
2015 01 26 13:07:29.944	62.392	-149.081	14.7	0.6	0.69	0.42	0.68	100.8	17	42.56
2015 01 26 22:00:21.035	62.919	-148.105	63.6	0.7	0.18	0.51	0.24	85.6	19	12.45
2015 01 27 00:12:06.285	62.303	-148.798	39.5	1.0	0.42	0.49	0.60	73.0	28	44.11
2015 01 27 00:45:57.204	62.819	-149.101	76.0	1.7	0.45	0.30	0.20	40.1	58	13.00
2015 01 27 15:39:03.989	62.560	-148.337	54.8	0.7	0.24	0.78	0.36	116.5	17	16.89
2015 01 27 18:46:19.308	62.854	-148.822	17.8	0.4	0.24	0.49	0.27	103.6	16	2.67
2015 01 28 05:10:20.045	62.713	-147.599	49.8	0.8	0.11	0.50	0.42	97.5	15	16.33
2015 01 28 23:05:14.646	62.486	-149.564	12.2	0.9	0.48	0.40	0.32	85.0	19	37.00
2015 01 28 23:50:51.971	62.696	-149.304	59.4	1.9	0.40	0.27	0.27	43.6	39	27.78
2015 01 29 00:30:22.037	62.897	-149.389	70.6	1.0	0.27	0.65	0.41	104.5	22	28.34
2015 01 29 00:51:10.755	62.934	-149.230	69.3	1.1	0.32	0.55	0.31	44.7	36	21.22
2015 01 29 05:03:46.837	62.762	-149.938	66.7	1.3	0.32	0.37	0.53	54.3	27	28.34
2015 01 29 08:15:19.160	62.965	-148.810	14.6	0.3	0.19	0.39	0.36	122.7	14	11.33
2015 01 29 17:36:35.879	63.109	-147.738	11.1	0.9	0.51	0.41	0.35	103.1	21	25.22
2015 01 29 20:15:45.980	62.846	-148.820	19.5	0.6	0.34	0.36	0.16	87.7	19	2.00
2015 01 30 02:14:05.524	62.900	-149.681	72.6	2.3	0.58	0.15	0.13	47.2	77	8.78
2015 01 30 05:59:47.596	62.384	-148.123	20.1	0.8	0.32	0.32	0.54	111.8	17	29.34
2015 01 30 08:28:12.698	63.148	-149.651	89.3	1.1	0.42	1.02	0.72	92.8	23	46.23
2015 01 30 12:07:26.952	63.280	-149.015	5.8	0.5	0.25	0.20	0.37	108.7	18	15.89
2015 01 30 14:08:06.146	62.820	-149.392	73.3	1.2	0.35	0.15	0.15	86.7	40	21.45
2015 01 30 20:22:26.527	62.862	-149.652	74.4	1.9	0.42	0.19	0.18	47.4	63	40.89
2015 01 30 20:25:17.072	62.512	-149.784	8.9	1.6	0.68	0.13	0.15	45.7	45	27.34
2015 01 30 21:43:19.326	63.075	-148.046	18.5	0.9	0.57	0.23	0.17	74.5	24	9.33
2015 01 30 22:43:35.290	62.794	-148.243	55.7	1.1	0.41	0.20	0.10	55.4	30	15.89
2015 01 30 22:54:11.472	62.376	-149.555	52.7	1.6	0.54	0.19	0.25	27.9	47	36.56
2015 01 31 00:40:38.884	62.681	-149.429	65.9	1.2	0.28	0.37	0.36	68.7	23	34.11
2015 01 31 00:57:24.206	62.933	-149.953	80.4	1.1	0.45	0.41	0.38	56.3	26	16.56
2015 01 31 01:17:50.991	63.243	-149.743	98.1	1.1	0.32	0.42	0.21	87.0	23	30.11
2015 01 31 13:41:50.365	63.141	-149.240	83.2	0.9	0.35	0.71	0.27	71.4	19	27.11
2015 01 31 15:24:30.257	62.901	-148.954	15.2	0.4	0.38	0.54	0.57	168.5	12	9.33
2015 01 31 15:44:18.756	63.063	-149.738	80.4	1.1	0.44	0.46	0.44	54.8	29	10.78
2015 01 31 23:32:51.150	62.916	-149.222	70.4	0.9	0.35	0.59	0.42	96.9	24	21.11
2015 02 1 12:32:32.013	63.053	-149.642	82.2	1.3	0.44	0.25	0.15	43.5	36	47.00
2015 02 2 00:31:51.435	62.934	-148.701	63.3	0.9	0.28	0.32	0.16	89.1	20	6.67
2015 02 2 00:43:47.478	63.237	-149.470	5.0G	0.5	0.39	0.24	0.00	117.7	16	30.11
2015 02 2 06:25:32.167	62.301	-148.508	20.0	0.7	0.70	0.41	0.83	141.0	18	42.34
2015 02 2 09:29:37.508	63.293	-149.082	79.2	0.8	0.33	0.50	0.25	80.0	20	16.78
2015 02 2 17:47:19.007	62.396	-148.103	25.6	0.7	0.13	0.48	0.84	110.2	16	27.67
2015 02 2 17:57:15.445	62.888	-148.659	65.9	0.6	0.11	0.83	0.36	72.4	15	8.56
2015 02 3 01:54:10.079	63.030	-149.583	77.7	0.9	0.46	0.62	0.51	55.3	27	43.11
2015 02 3 03:21:35.595	63.179	-148.965	7.3	0.6	0.38	0.44	0.41	92.8	19	25.67
2015 02 3 16:12:23.030	63.077	-149.361	82.6	0.7	0.30	2.15	0.97	95.5	16	17.89
2015 02 3 22:13:14.049	62.980	-148.261	65.4	0.6	0.34	1.55	0.70	113.4	15	9.22
2015 02 3 22:20:43.481	62.900	-149.744	79.5	0.9	0.27	2.47	1.93	160.3	17	46.00

2015 02 4 02:12:40.303	62.426	-148.394	46.8	0.7	0.19	0.44	0.48	132.0	16	29.34
2015 02 4 05:24:25.751	62.569	-148.759	52.8	0.7	0.12	1.29	0.44	165.6	12	16.78
2015 02 4 06:02:06.706	63.175	-149.820	99.8	1.3	0.32	0.42	0.38	93.7	27	38.56
2015 02 4 09:26:11.105	62.430	-149.244	14.3	0.7	0.36	0.73	0.68	161.5	10	45.67
2015 02 4 11:58:11.629	63.175	-149.687	88.4	1.0	0.21	0.67	0.46	91.7	21	42.89
2015 02 4 14:36:56.591	63.177	-149.339	0.3	0.3	0.24	0.50	11.21	156.3	11	34.89
2015 02 4 15:03:20.515	63.064	-149.660	81.8	0.8	0.44	1.18	0.48	141.2	13	48.45
2015 02 4 16:00:57.206	63.211	-148.523	68.1	0.5	0.31	1.10	0.46	157.3	14	22.11
2015 02 4 16:11:04.998	63.138	-149.310	75.3	0.7	0.36	0.68	0.38	77.7	18	24.45
2015 02 4 19:22:50.474	62.700	-148.636	56.4	0.9	0.28	0.45	0.17	127.4	17	5.44
2015 02 4 19:58:31.770	62.386	-148.109	24.6	0.7	0.14	0.51	0.38	149.1	13	28.78
2015 02 5 02:26:23.881	63.131	-149.940	91.3	0.9	0.42	0.29	0.32	48.3	30	22.89
2015 02 5 04:03:50.772	62.317	-149.100	42.9	1.4	0.71	0.22	0.49	59.8	31	49.67
2015 02 5 09:56:22.990	63.052	-149.371	74.6	1.8	0.49	0.19	0.15	39.2	57	15.89
2015 02 5 13:29:08.918	63.000	-149.325	73.1	1.2	0.39	0.25	0.21	46.6	36	16.00
2015 02 5 17:06:24.697	62.632	-148.554	53.5	0.8	0.24	0.45	0.35	133.8	21	5.44
2015 02 5 23:44:44.761	62.738	-149.773	76.9	1.4	0.51	0.24	0.20	51.3	50	27.45
2015 02 6 00:24:09.916	62.382	-148.282	39.8	1.1	0.32	0.49	0.78	111.6	20	35.56
2015 02 6 02:52:37.515	63.026	-148.688	2.9	0.1	0.14	0.25	0.68	147.9	12	8.78
2015 02 6 07:02:33.411	62.677	-149.737	65.1	0.9	0.39	0.76	0.48	135.8	17	33.67
2015 02 6 07:56:59.148	63.297	-149.413	10.0G	0.4	0.41	0.45	0.00	140.5	16	30.11
2015 02 6 12:39:40.445	62.939	-149.165	16.0	0.6	0.52	0.37	0.44	154.3	18	19.89
2015 02 6 15:40:09.654	62.630	-149.228	9.8	0.7	0.53	1.07	1.34	240.5	13	29.78
2015 02 6 16:04:00.762	62.347	-149.107	1.1	2.1	0.70	0.16	0.21	33.8	48	47.23
2015 02 6 18:25:21.718	62.368	-149.117	10.0G	0.9	0.61	0.48	0.00	112.9	16	45.78
2015 02 6 19:19:12.083	62.375	-149.062	17.6	0.9	0.48	1.27	1.41	119.9	14	43.34
2015 02 6 20:05:03.843	63.200	-149.796	99.4	1.2	0.40	0.39	0.38	50.0	28	26.00
2015 02 6 20:10:53.787	62.368	-149.114	10.0G	0.8	0.60	0.68	0.00	152.7	13	45.67
2015 02 7 04:28:23.649	62.347	-149.045	11.2	1.0	0.75	0.33	0.42	90.3	20	45.34
2015 02 7 15:22:29.756	62.343	-149.095	7.3	1.1	0.74	0.25	0.32	59.4	27	56.00
2015 02 7 20:03:03.959	62.381	-149.195	10.0G	1.0	0.53	0.14	0.00	95.6	22	53.34
2015 02 8 00:46:48.796	63.023	-149.708	13.2	0.9	0.52	0.22	0.15	56.9	23	6.22
2015 02 8 18:35:13.678	63.297	-149.818	101.5	1.4	0.38	0.50	0.54	86.1	29	29.00
2015 02 9 03:03:04.772	62.733	-149.232	15.7	0.6	0.42	0.73	0.67	221.0	11	22.45
2015 02 9 04:38:18.055	62.651	-149.857	8.3	1.1	0.92	0.54	1.24	66.5	24	34.34
2015 02 9 18:58:24.667	62.414	-148.156	38.7	2.1	0.42	0.16	0.20	39.3	58	28.34
2015 02 9 19:31:47.203	62.617	-149.002	56.2	0.7	0.41	1.23	0.30	285.1	13	24.78
2015 02 9 21:49:57.874	62.463	-149.690	60.1	1.0	0.13	1.80	0.91	146.9	10	30.11
2015 02 9 22:42:01.336	62.611	-149.696	63.2	1.3	0.43	0.30	0.51	54.2	29	36.89
2015 02 10 04:02:04.018	62.895	-148.973	19.6	0.6	0.43	0.43	0.23	176.4	18	9.33
2015 02 10 04:13:59.632	62.963	-148.684	65.4	0.7	0.23	1.72	0.51	140.0	12	5.00
2015 02 10 10:58:48.436	62.635	-149.427	58.8	1.0	0.50	0.95	0.88	170.1	22	36.78
2015 02 10 11:57:14.150	63.199	-147.689	6.8	1.4	0.69	0.31	0.28	42.0	44	20.89
2015 02 10 12:23:01.112	63.044	-149.277	74.2	1.4	0.57	0.34	0.29	47.4	47	19.78
2015 02 10 12:27:59.240	62.996	-148.819	13.4	0.6	0.23	0.38	0.52	120.5	16	12.33
2015 02 10 17:43:20.134	62.865	-149.628	77.8	1.2	0.22	1.59	1.23	62.7	25	12.45
2015 02 10 18:18:54.959	62.820	-148.333	59.5	1.5	0.46	0.45	0.45	39.9	50	11.11
2015 02 10 18:25:26.748	62.816	-148.331	60.2	0.7	0.18	2.85	1.14	143.6	12	11.22
2015 02 10 19:34:57.416	62.974	-148.735	65.6	0.9	0.21	1.71	0.80	101.3	19	7.67
2015 02 11 01:01:00.558	62.729	-149.253	64.1	1.5	0.55	0.26	0.34	42.7	33	23.67
2015 02 11 01:23:08.917	62.347	-149.100	0.2	1.0	0.50	0.53	17.92	89.0	17	55.56
2015 02 11 03:13:02.925	62.802	-148.778	64.9	0.8	0.39	0.77	0.22	156.8	14	5.00
2015 02 11 03:54:51.912	62.509	-149.264	53.4	1.1	0.33	0.38	0.49	90.1	23	41.78
2015 02 11 06:02:11.481	63.117	-149.310	86.2	1.2	0.16	0.58	0.41	67.4	21	22.67
2015 02 11 08:21:55.295	63.125	-149.006	10.3	0.6	0.40	0.24	0.55	131.2	15	27.78
2015 02 11 08:43:16.379	62.994	-148.846	13.5	0.5	0.30	0.31	0.31	125.5	15	13.56
2015 02 11 10:51:57.904	62.959	-149.708	86.5	1.1	0.23	0.79	0.42	127.2	15	4.00
2015 02 11 11:47:41.481	63.248	-148.310	76.2	1.0	0.33	0.60	0.40	153.4	17	21.00
2015 02 11 13:09:14.327	62.372	-149.184	0.4	0.9	0.30	0.61	16.99	104.1	13	47.67
2015 02 12 01:48:00.404	62.896	-149.199	19.5	0.7	0.36	0.42	0.13	118.7	20	19.11
2015 02 12 09:15:20.464	62.464	-148.412	47.0	1.2	0.39	0.15	0.10	46.0	34	25.00
2015 02 12 13:53:49.543	62.354	-149.051	6.1	0.9	0.60	0.15	0.25	70.3	24	44.89
2015 02 12 15:06:47.394	63.035	-149.633	12.1	1.1	0.39	0.09	0.10	52.7	26	6.44
2015 02 12 18:23:42.118	62.373	-148.349	42.7	1.4	0.57	0.14	0.16	43.2	42	35.67
2015 02 12 22:26:48.723	62.635	-149.706	11.2	1.6	0.56	0.19	0.19	50.9	43	38.11
2015 02 13 02:05:35.308	62.495	-149.471	58.1	1.1	0.40	0.30	0.60	49.5	30	41.78
2015 02 13 07:39:16.520	62.818	-148.871	64.0	1.7	0.52	0.23	0.19	36.6	63	2.00
2015 02 13 08:01:59.472	62.382	-148.643	29.6	1.6	0.67	0.31	0.50	48.9	49	33.78

2015 02 13 09:16:15.108	62.362	-148.970	10.6	0.7	0.62	0.37	0.30	55.5	25	41.89
2015 02 13 17:50:47.003	62.747	-149.318	63.5	1.3	0.48	0.25	0.22	43.5	36	25.78
2015 02 13 22:18:46.807	63.212	-148.885	79.6	1.0	0.64	0.42	0.21	81.8	26	21.56
2015 02 14 03:51:25.104	63.158	-149.737	93.3	1.6	0.38	0.14	0.11	42.0	56	20.78
2015 02 14 14:25:25.271	62.400	-149.213	7.1	0.9	0.49	0.32	0.59	85.7	22	46.67
2015 02 14 15:01:40.694	63.223	-149.264	7.4	0.6	0.26	0.26	0.93	140.7	15	28.56
2015 02 14 19:52:57.276	63.136	-149.290	7.8	1.0	0.70	0.09	0.13	55.7	34	25.00
2015 02 14 23:29:23.957	63.173	-149.548	18.3	0.7	0.46	0.21	0.17	66.8	21	43.00
2015 02 15 01:25:52.689	63.016	-149.847	83.7	1.5	0.64	0.30	0.38	47.0	43	11.33
2015 02 15 03:00:36.517	62.882	-149.345	15.8	1.0	0.46	0.22	0.11	47.4	28	18.22
2015 02 15 07:34:02.897	63.078	-148.364	69.7	1.0	0.32	0.35	0.26	84.3	26	7.00
2015 02 15 15:12:59.785	62.913	-149.167	72.1	2.6	0.54	0.14	0.06	40.1	101	18.45
2015 02 15 18:22:09.629	62.759	-148.935	61.4	0.9	0.29	0.74	0.35	139.3	20	9.33
2015 02 15 18:56:44.719	62.970	-149.975	83.1	1.5	0.47	0.17	0.26	50.1	47	17.00
2015 02 15 22:06:19.686	62.970	-149.254	76.2	1.1	0.53	0.29	0.27	56.8	34	19.45
2015 02 15 23:10:22.150	62.308	-149.831	6.0	2.3	0.75	0.16	0.25	36.3	57	24.78
2015 02 16 05:35:56.158	62.880	-148.572	63.0	1.0	0.20	0.52	0.22	63.9	17	5.67
2015 02 17 01:59:56.043	62.322	-148.864	51.2	1.2	0.14	0.76	0.85	177.8	18	43.34
2015 02 17 02:44:29.922	62.929	-149.512	79.1	2.1	0.56	0.23	0.24	44.2	83	8.33
2015 02 17 04:13:08.168	62.968	-149.447	74.3	1.6	0.49	0.42	0.40	56.8	34	9.67
2015 02 17 06:12:01.258	62.912	-149.247	67.9	1.3	0.38	0.49	0.33	58.4	30	21.11
2015 02 17 07:58:00.753	63.211	-149.241	100.7	1.2	0.46	1.61	0.52	183.3	15	28.78
2015 02 17 11:44:55.000	63.007	-149.527	79.5	1.3	0.36	0.86	0.79	102.0	21	39.45
2015 02 17 12:20:37.209	63.256	-149.749	96.7	2.0	0.55	0.30	0.29	39.5	76	31.56
2015 02 17 18:52:47.686	62.841	-149.277	65.6	1.2	0.36	0.74	0.38	138.6	23	21.78
2015 02 17 23:53:56.640	62.716	-148.975	59.3	2.6	0.60	0.19	0.21	33.5	108	14.56
2015 02 18 01:40:43.200	62.981	-149.483	67.4	1.1	0.49	0.58	0.65	55.1	27	36.11
2015 02 18 05:15:20.340	62.584	-149.398	56.7	1.1	0.34	0.25	0.27	69.5	35	39.45
2015 02 18 16:55:49.076	62.579	-149.124	13.0	0.8	0.47	0.11	0.08	77.0	25	31.56
2015 02 18 17:25:16.325	62.601	-149.067	11.0	0.9	0.63	0.17	0.17	68.3	30	28.11
2015 02 18 22:07:51.453	62.509	-149.612	69.7	0.9	0.36	0.41	0.57	90.8	21	35.34
2015 02 18 22:41:02.655	63.005	-149.625	77.2	1.1	0.31	0.19	0.11	44.3	29	3.22
2015 02 19 00:16:52.215	62.759	-149.004	17.4	0.2	0.39	0.85	0.59	255.9	11	11.45
2015 02 19 01:46:38.038	62.309	-149.833	8.0	1.0	0.31	0.29	0.31	63.9	28	24.67
2015 02 19 05:58:44.133	63.047	-149.018	13.3	0.4	0.34	0.37	0.66	96.3	18	23.78
2015 02 19 13:08:02.608	63.189	-148.467	67.9	1.1	0.50	0.59	0.30	82.4	38	18.45
2015 02 19 13:29:28.117	63.237	-149.962	90.6	1.0	0.54	0.57	0.36	69.7	31	28.78
2015 02 19 14:07:29.916	63.192	-148.308	70.4	1.7	0.63	0.27	0.26	39.7	68	14.89
2015 02 19 14:14:52.554	62.409	-148.547	49.6	0.9	0.49	0.62	0.58	138.4	22	30.22
2015 02 19 15:55:48.576	62.844	-148.158	61.1	0.9	0.34	0.58	0.39	91.2	25	11.00
2015 02 20 01:55:30.191	63.159	-148.675	11.7	0.2	0.26	0.24	0.45	147.8	15	22.22
2015 02 20 11:16:49.573	63.202	-149.731	97.2	2.5	0.42	0.25	0.25	40.8	82	25.45
2015 02 20 14:51:53.471	62.390	-148.100	26.2	0.5	0.27	0.84	1.11	110.2	16	28.11
2015 02 20 17:18:49.321	63.260	-149.973	98.2	0.9	0.38	1.11	0.69	116.1	17	26.45
2015 02 20 20:45:43.986	62.705	-149.708	66.6	1.2	0.38	0.33	0.33	50.4	32	30.45
2015 02 21 12:11:26.210	62.533	-148.206	57.4	1.4	0.36	0.19	0.15	47.8	27	23.56
2015 02 21 23:30:07.894	63.046	-149.557	82.8	1.3	0.61	0.16	0.15	72.1	37	8.78
2015 02 22 03:05:18.260	62.751	-149.413	7.9	0.8	0.45	0.12	0.58	127.2	17	27.56
2015 02 22 08:22:40.282	62.745	-149.065	63.7	1.2	0.39	0.32	0.17	77.6	24	14.78
2015 02 22 10:58:23.396	62.491	-149.375	54.1	1.5	0.45	0.21	0.35	29.0	42	46.56
2015 02 22 17:40:04.404	62.972	-148.357	63.8	1.1	0.30	0.25	0.17	56.0	23	11.56
2015 02 23 04:44:02.745	62.372	-148.605	49.7	0.8	0.14	0.44	0.55	106.1	15	34.56
2015 02 23 15:53:28.291	63.004	-149.325	81.1	1.0	0.32	0.37	0.35	88.2	18	30.67
2015 02 23 16:21:17.059	62.962	-149.536	84.7	1.1	0.34	0.40	0.48	70.4	21	5.44
2015 02 23 22:35:47.032	62.869	-148.854	66.9	0.8	0.27	0.82	0.33	137.0	15	4.00
2015 02 24 01:43:26.190	63.099	-148.476	68.6	1.0	0.63	0.58	0.25	68.0	34	13.11
2015 02 24 02:53:19.363	62.714	-149.157	7.9	1.6	0.63	0.21	0.22	39.5	44	20.56
2015 02 24 03:16:50.676	62.929	-149.894	18.5	0.8	0.42	0.42	0.15	86.8	24	13.89
2015 02 24 05:18:49.302	62.388	-148.104	26.2	0.5	0.28	0.56	0.77	132.2	17	28.45
2015 02 24 06:34:07.825	62.392	-149.070	8.2	1.1	0.68	0.26	0.30	39.0	31	42.11
2015 02 24 07:36:30.592	63.166	-149.359	15.6	0.9	0.45	0.23	0.19	58.1	26	25.22
2015 02 24 07:57:38.219	63.176	-149.359	12.8	0.6	0.42	0.30	0.54	86.4	19	26.22
2015 02 24 10:22:39.901	63.094	-148.890	12.9	0.1	0.24	0.39	0.73	124.4	15	21.22
2015 02 24 10:26:47.060	62.800	-148.368	69.5	1.3	0.61	0.32	0.24	56.4	51	9.89
2015 02 24 11:33:11.573	63.130	-149.517	20.0	0.8	0.53	0.25	0.21	65.1	27	18.11
2015 02 24 14:18:37.789	63.115	-149.371	82.6	0.6	0.20	1.25	0.55	99.2	18	41.00
2015 02 24 15:48:37.526	63.029	-149.065	8.3	0.6	0.32	0.22	0.29	75.3	20	24.45
2015 02 24 16:43:12.104	63.070	-148.939	66.6	0.8	0.51	0.31	0.16	74.0	30	21.45



2015 02 24 18:02:13.479	62.883	-149.718	75.6	0.7	0.36	0.55	0.58	113.8	19	11.22
2015 02 25 01:01:16.519	62.587	-149.531	8.1	0.8	0.61	0.18	0.33	63.6	30	42.56
2015 02 25 04:17:03.963	63.160	-149.823	86.2	2.5	0.42	0.18	0.22	42.8	84	22.45
2015 02 25 06:37:26.993	62.858	-148.301	60.7	1.2	0.71	0.23	0.13	37.4	35	13.11
2015 02 25 11:33:38.689	63.009	-148.785	68.7	1.2	0.62	0.24	0.12	48.4	45	11.33
2015 02 25 12:50:02.687	62.478	-149.244	10.0G	1.0	0.47	0.18	0.00	63.7	25	42.67
2015 02 25 13:09:43.763	62.513	-149.351	57.5	1.1	0.25	0.26	0.29	42.6	29	43.89
2015 02 25 15:09:33.034	63.207	-149.132	84.7	0.9	0.29	0.30	0.15	77.6	23	25.89
2015 02 25 21:33:34.115	62.401	-148.084	25.5	0.9	0.40	0.14	0.29	67.4	22	26.67
2015 02 26 00:20:56.755	62.356	-149.097	44.5	2.0	0.54	0.16	0.27	44.0	60	60.23
2015 02 26 03:47:50.052	63.130	-149.720	84.7	1.2	0.66	0.29	0.14	44.8	27	17.56
2015 02 26 04:34:13.529	63.034	-149.415	75.5	1.2	0.64	0.17	0.19	83.1	32	12.89
2015 02 26 06:10:52.543	62.765	-149.880	74.3	1.1	0.47	0.34	0.26	107.0	17	26.45
2015 02 26 14:45:50.155	63.277	-148.814	77.9	1.2	0.48	0.77	0.46	64.8	27	14.45
2015 02 27 07:06:51.260	62.343	-148.394	9.3	1.4	0.83	0.31	0.31	73.5	24	59.67
2015 02 27 20:01:57.783	62.418	-148.272	14.7	1.5	0.64	0.27	0.80	49.2	40	68.01
2015 02 28 04:46:06.070	62.480	-148.272	3.0	1.8	0.73	0.54	0.94	81.1	24	74.89
2015 02 28 13:44:51.756	62.694	-149.630	61.8	1.1	0.65	0.57	0.57	80.4	25	31.45
2015 02 28 14:23:49.521	62.575	-148.907	42.9	1.6	0.47	0.26	0.98	34.7	48	58.12
2015 02 28 20:29:59.536	63.027	-149.145	87.3	1.1	0.50	1.00	0.55	124.6	22	25.56
2015 03 1 15:39:54.218	62.437	-148.004	9.2	1.2	0.56	0.45	0.77	81.9	25	72.12
2015 03 2 11:56:28.218	62.794	-149.847	73.6	1.0	0.30	0.49	0.92	92.6	16	48.11
2015 03 2 23:05:54.384	63.054	-149.823	89.7	1.2	0.94	0.50	0.61	111.1	19	49.78
2015 03 4 13:48:28.082	63.112	-149.105	83.1	1.1	0.30	0.60	0.32	96.7	26	30.78
2015 03 4 15:05:28.381	62.303	-148.264	31.4	1.2	0.37	0.33	0.57	45.9	29	44.23
2015 03 4 15:52:56.761	63.137	-149.775	95.2	1.3	0.52	0.22	0.24	42.9	43	19.00
2015 03 5 02:30:43.811	63.104	-149.747	87.2	1.3	0.51	0.28	0.26	43.5	46	15.22
2015 03 5 06:40:21.626	62.368	-148.654	41.5	1.3	0.68	0.29	0.47	35.5	46	35.23
2015 03 5 07:48:28.029	62.857	-149.300	14.6	1.1	0.47	0.30	0.19	52.0	30	21.67
2015 03 5 07:55:52.010	62.635	-149.461	65.8	4.5	0.71	0.18	0.24	33.1	170	38.23
2015 03 5 09:03:49.102	62.319	-147.517	35.7	1.4	0.72	0.30	0.51	106.3	47	31.22
2015 03 5 09:34:23.293	62.998	-149.376	70.4	1.0	0.58	0.65	0.50	90.2	30	13.45
2015 03 5 09:39:19.093	62.408	-149.514	54.0	1.3	0.65	0.28	0.44	41.2	43	38.56
2015 03 5 10:14:12.560	62.696	-149.005	58.3	2.4	0.73	0.18	0.25	33.3	110	17.22
2015 03 5 10:58:30.833	62.936	-149.542	13.3	0.4	0.27	0.53	0.47	194.2	17	6.67
2015 03 5 10:58:49.114	62.370	-149.059	14.9	0.5	0.68	0.61	0.89	103.6	18	43.67
2015 03 5 12:15:31.512	63.211	-149.752	94.4	0.9	0.26	1.11	0.51	108.8	23	26.67
2015 03 6 01:29:31.353	63.147	-149.338	86.5	0.9	0.40	0.29	0.33	74.3	30	24.22
2015 03 6 08:49:16.057	63.153	-149.831	87.8	1.6	0.61	0.20	0.14	52.2	45	21.89
2015 03 6 09:32:44.586	62.504	-149.709	54.4	0.9	0.32	0.28	0.44	42.7	29	30.45
2015 03 6 15:31:28.617	63.073	-149.191	9.7	0.3	0.30	0.19	0.51	70.1	17	25.00
2015 03 6 18:36:57.399	63.143	-149.741	89.9	1.0	0.44	0.27	0.21	87.7	31	43.78
2015 03 6 18:38:05.422	63.099	-149.273	74.2	2.2	0.49	0.24	0.12	31.9	69	22.89
2015 03 7 02:34:51.923	62.926	-148.686	67.2	0.6	0.29	0.45	0.15	88.0	19	6.56
2015 03 7 11:36:27.707	63.100	-149.005	10.1	0.4	0.40	0.17	0.38	133.7	18	26.11
2015 03 7 17:47:46.770	62.592	-148.780	49.0	1.8	0.52	0.11	0.11	32.3	50	15.89
2015 03 7 19:53:51.938	62.869	-148.851	18.5	0.3	0.25	0.33	0.16	99.8	13	4.00
2015 03 8 00:28:56.746	62.921	-149.861	80.7	1.3	0.45	0.31	0.28	53.6	36	12.78
2015 03 8 22:23:56.762	63.081	-148.995	71.2	1.4	0.78	0.42	0.14	78.2	33	24.45
2015 03 9 03:40:30.854	62.306	-148.584	39.8	1.8	0.42	0.28	0.42	73.3	37	41.67
2015 03 9 03:57:21.938	62.636	-149.221	57.8	0.8	0.27	0.60	0.60	151.0	16	29.00
2015 03 9 08:22:11.309	62.869	-148.357	57.4	0.7	0.22	0.71	0.28	83.2	15	10.78
2015 03 9 08:56:39.151	62.556	-148.315	51.7	0.6	0.08	0.45	0.28	138.2	15	18.00
2015 03 9 20:58:37.152	62.876	-149.970	79.0	1.1	0.52	0.65	0.96	101.8	15	20.11
2015 03 9 21:46:53.189	62.913	-149.593	76.9	1.4	0.46	0.36	0.22	92.7	26	7.56
2015 03 10 12:57:32.320	62.457	-148.200	40.5	1.1	0.51	0.11	0.14	43.0	36	27.22
2015 03 10 22:03:23.628	63.060	-149.308	11.7	0.9	0.44	0.13	0.19	69.0	21	19.11
2015 03 11 04:52:39.239	62.990	-148.702	69.9	0.8	0.28	0.76	0.36	100.5	20	6.67
2015 03 11 07:52:05.945	63.001	-149.167	13.9	0.6	0.33	0.51	0.51	131.0	19	24.67
2015 03 12 00:57:27.853	62.398	-149.095	15.8	0.9	0.77	0.57	0.50	93.8	14	55.34
2015 03 12 10:15:36.382	62.768	-149.035	3.8	1.1	0.71	0.13	0.06	38.6	31	25.56
2015 03 12 20:05:44.606	63.193	-149.866	92.7	1.3	0.35	0.35	0.30	65.5	22	35.56
2015 03 12 23:33:25.299	63.193	-149.526	89.1	1.9	0.49	0.29	0.24	42.9	36	24.67
2015 03 13 04:17:01.224	62.855	-149.573	79.9	1.3	0.41	0.22	0.16	57.9	25	13.89
2015 03 13 06:38:27.710	63.254	-149.500	95.3	1.4	0.43	0.62	0.52	62.9	17	31.56
2015 03 13 15:56:28.778	62.747	-148.832	1.6	1.6	0.75	0.21	0.18	36.1	41	17.00
2015 03 13 18:51:22.270	62.364	-149.409	53.4	1.6	0.29	0.23	0.30	58.3	32	44.23
2015 03 13 22:48:16.866	62.965	-149.975	86.8	1.7	0.45	0.22	0.23	40.8	44	17.00

2015 03 14 02:26:07.679	62.798	-148.863	61.9	1.6	0.60	0.33	0.29	35.9	49	16.22
2015 03 14 23:02:14.936	62.413	-149.434	53.6	1.6	0.62	0.27	0.42	27.6	48	42.67
2015 03 14 23:56:34.774	63.029	-149.739	79.1	1.7	0.65	0.30	0.28	45.2	44	7.67
2015 03 15 00:21:55.309	62.332	-149.104	2.3	1.1	0.74	0.30	6.82	93.3	14	60.23
2015 03 15 01:11:34.045	62.607	-149.712	13.0	1.0	0.92	0.32	0.44	76.0	17	36.00
2015 03 15 11:48:18.573	62.355	-149.617	5.8	0.9	0.86	0.57	0.70	101.7	16	33.78
2015 03 15 19:19:56.104	62.467	-149.102	47.9	1.8	0.25	0.27	0.43	68.8	31	49.12
2015 03 16 19:44:22.258	63.030	-149.424	19.0	1.4	0.58	0.17	0.12	65.8	25	12.33
2015 03 17 03:18:01.170	62.638	-149.546	84.8	1.0	0.71	2.77	0.92	150.9	12	41.67
2015 03 17 07:01:52.809	63.169	-149.323	89.1	1.7	0.45	0.35	0.29	37.9	45	26.67
2015 03 17 09:46:53.206	62.887	-148.319	60.8	0.7	0.13	0.83	0.33	93.7	14	13.45
2015 03 17 13:14:04.927	63.128	-149.069	11.7	0.5	0.63	0.25	0.68	80.8	20	30.56
2015 03 17 14:42:13.286	62.494	-148.257	45.7	1.1	0.62	0.42	0.42	59.6	30	25.22
2015 03 17 18:18:44.164	62.927	-148.881	64.2	1.1	0.34	0.41	0.27	64.0	32	10.56
2015 03 17 20:59:48.564	62.729	-148.875	6.4	0.4	0.29	0.32	0.53	136.8	16	11.67
2015 03 17 23:14:03.003	62.815	-148.803	66.1	1.6	0.62	0.26	0.20	35.2	58	3.00
2015 03 18 02:43:12.291	62.353	-148.026	37.0	1.2	0.42	0.50	0.70	75.1	30	29.34
2015 03 18 03:08:36.558	62.837	-148.935	15.8	1.1	0.61	0.16	0.04	51.4	32	4.44
2015 03 18 04:25:48.686	62.871	-149.063	13.1	1.2	0.54	0.14	0.08	48.3	35	11.78
2015 03 18 05:09:17.441	62.707	-149.635	75.7	1.7	0.55	0.13	0.05	45.5	60	29.89
2015 03 18 07:48:07.870	62.324	-148.229	42.0	1.1	0.34	0.25	0.30	65.0	26	38.00
2015 03 19 06:51:37.359	63.134	-149.870	93.2	1.6	0.35	0.16	0.14	44.0	55	21.00
2015 03 19 08:14:38.457	62.371	-148.296	38.0	2.0	0.39	0.16	0.33	37.3	60	36.56
2015 03 19 12:37:39.203	62.958	-148.351	66.9	1.0	0.31	0.23	0.11	60.2	24	11.89
2015 03 19 14:38:28.406	62.596	-149.103	48.5	1.3	0.49	0.22	0.26	69.1	30	29.34
2015 03 19 15:47:52.178	62.549	-149.790	56.5	1.7	0.52	0.16	0.24	42.9	64	29.00
2015 03 19 16:13:05.084	62.775	-148.609	62.0	1.3	0.66	0.13	0.04	47.7	42	6.78
2015 03 19 21:05:59.004	62.445	-148.287	47.3	1.2	0.36	0.35	0.48	64.4	29	29.22
2015 03 19 23:56:20.133	63.189	-147.070	10.0G	0.7	0.64	0.33	0.00	103.7	17	59.00
2015 03 20 00:29:40.722	63.157	-149.441	82.0	1.1	0.59	0.20	0.19	56.6	33	22.34
2015 03 20 01:28:27.786	63.271	-149.334	86.1	1.3	0.49	0.20	0.22	40.6	43	28.00
2015 03 20 02:01:00.879	62.321	-148.129	47.5	0.8	0.15	0.48	0.44	136.9	18	35.11
2015 03 20 03:47:38.638	62.803	-148.498	62.1	2.6	0.54	0.17	0.09	30.2	112	4.00
2015 03 20 07:08:05.886	62.352	-149.125	7.4	0.8	0.67	0.25	0.31	72.6	28	47.45
2015 03 20 09:57:19.301	63.138	-148.398	71.2	1.0	0.42	0.27	0.20	74.5	29	11.89
2015 03 20 12:08:12.159	62.359	-148.627	35.4	1.3	0.39	0.17	0.28	33.6	43	36.00
2015 03 20 21:17:46.044	63.008	-149.334	80.4	1.4	0.42	0.16	0.14	47.3	44	15.78
2015 03 20 23:49:06.400	62.944	-148.559	14.0	0.1	0.14	0.15	0.06	73.8	13	2.44
2015 03 21 00:16:34.752	62.921	-149.440	72.3	0.8	0.27	1.59	1.03	162.3	16	31.56
2015 03 21 05:11:46.136	62.864	-149.644	76.5	1.0	0.58	0.33	0.36	47.9	27	12.56
2015 03 21 06:40:32.650	63.104	-148.991	8.7	0.3	0.32	0.35	0.66	134.8	13	25.78
2015 03 21 07:56:12.569	62.701	-148.608	57.2	0.5	0.27	0.85	0.53	131.3	13	14.56
2015 03 21 09:33:26.148	62.853	-149.552	70.6	1.3	0.43	0.46	0.33	56.3	30	14.45
2015 03 21 12:32:49.151	62.860	-148.176	65.4	1.3	0.35	0.25	0.11	67.7	36	12.22
2015 03 21 16:16:16.928	62.741	-149.687	20.4	0.4	0.52	0.26	0.18	122.7	14	26.34
2015 03 21 17:44:55.216	63.070	-149.271	10.5	1.2	0.64	0.18	0.20	61.8	30	21.22
2015 03 21 18:55:58.807	63.092	-149.248	10.0G	0.4	0.39	0.33	0.00	92.5	16	23.45
2015 03 22 10:28:21.691	63.071	-149.659	77.9	1.0	0.53	0.23	0.22	54.9	35	10.56
2015 03 22 13:13:22.443	62.960	-148.260	13.0	0.3	0.42	0.14	0.13	122.9	19	11.45
2015 03 22 13:41:19.283	62.961	-148.208	8.9	0.4	0.28	0.24	0.22	141.5	16	11.22
2015 03 22 15:53:51.835	62.782	-148.802	14.3	0.1	0.25	0.33	0.12	111.7	14	6.11
2015 03 22 18:03:00.602	62.936	-148.772	11.2	-0.1	0.28	1.16	1.58	223.9	12	9.89
2015 03 22 19:52:40.947	62.922	-148.894	18.0	0.2	0.38	0.41	0.23	112.7	17	10.22
2015 03 22 21:47:15.716	62.692	-149.336	2.5	0.3	0.78	0.24	0.46	77.1	19	29.34
2015 03 23 07:06:35.915	63.077	-149.004	15.1	0.6	0.48	0.38	0.22	121.4	22	24.56
2015 03 23 07:13:26.051	63.077	-149.032	8.9	1.0	0.56	0.21	0.19	75.8	35	25.89
2015 03 23 12:19:12.311	62.719	-149.173	64.0	1.1	0.47	0.32	0.28	72.4	45	20.89
2015 03 23 14:46:04.794	62.526	-149.615	59.5	0.9	0.60	0.38	0.52	50.5	29	35.78
2015 03 23 17:41:36.888	63.091	-148.688	70.7	0.7	0.36	0.72	0.46	83.9	22	15.11
2015 03 23 18:07:50.534	62.330	-148.209	39.3	1.0	0.66	0.29	0.50	57.2	35	36.78
2015 03 23 20:20:03.605	62.524	-149.853	15.6	1.4	0.68	0.23	0.21	52.3	29	24.78
2015 03 23 23:35:44.291	62.369	-149.624	2.5	1.4	0.80	0.17	0.24	38.8	47	33.11
2015 03 24 03:21:45.328	62.319	-148.090	38.8	1.8	0.38	0.18	0.25	39.5	54	34.22
2015 03 24 10:00:04.522	62.368	-149.738	8.3	0.6	0.60	1.07	1.93	122.1	15	27.34
2015 03 24 12:17:34.093	62.814	-149.794	22.1	0.5	0.30	0.56	0.10	172.9	15	19.67
2015 03 24 14:48:28.384	62.775	-148.675	11.1	-0.3	0.23	0.25	0.30	160.9	11	8.78
2015 03 24 16:13:44.946	62.889	-149.547	75.6	1.9	0.61	0.22	0.08	45.3	61	10.78
2015 03 24 17:47:20.727	63.084	-149.285	9.5	0.2	0.30	0.28	0.66	95.1	16	21.45

2015 03 24 22:10:47.825	62.495	-149.155	4.8	1.3	0.46	0.20	0.30	63.0	27	37.78
2015 03 25 03:30:56.352	62.363	-148.594	46.2	0.9	0.34	0.61	0.59	151.3	20	35.45
2015 03 25 11:24:06.800	63.033	-149.499	19.2	0.7	0.34	0.54	0.21	181.3	19	39.78
2015 03 25 12:26:56.037	62.420	-149.580	0.2	1.0	0.61	0.41	0.39	55.9	29	35.11
2015 03 25 12:43:26.808	63.212	-149.164	85.4	1.1	0.38	0.48	0.21	73.1	34	26.34
2015 03 25 14:58:14.823	62.939	-149.670	14.3	1.2	0.59	0.20	0.16	49.0	34	4.56
2015 03 25 16:45:41.772	62.759	-149.543	61.7	0.9	0.28	0.44	0.41	110.9	22	24.67
2015 03 26 03:45:51.463	63.104	-149.008	9.0	0.6	0.34	0.07	0.36	84.0	17	26.45
2015 03 26 05:52:44.606	62.398	-148.521	50.2	0.9	0.17	0.49	1.00	72.1	22	31.56
2015 03 26 06:56:22.917	62.746	-148.968	59.7	1.0	0.45	0.21	0.14	66.5	26	11.45
2015 03 26 11:40:04.008	62.932	-148.766	66.2	2.5	0.45	0.11	0.05	33.8	85	9.78
2015 03 26 13:50:05.223	62.706	-149.530	69.2	1.5	0.49	0.26	0.31	47.2	44	30.67
2015 03 26 23:31:05.270	62.938	-148.791	10.9	0.3	0.26	0.19	0.18	82.4	15	10.78
2015 03 27 03:53:00.504	62.514	-149.339	56.3	1.1	0.25	0.21	0.28	78.1	26	43.45
2015 03 27 03:54:33.865	63.278	-149.951	96.5	1.2	0.40	0.39	0.55	62.4	27	25.45
2015 03 27 05:08:22.094	62.842	-149.343	16.5	1.1	0.54	0.11	0.06	84.7	32	21.22
2015 03 27 06:07:58.069	63.239	-147.399	60.2	1.0	0.50	0.41	0.52	53.1	22	46.00
2015 03 27 16:36:34.293	62.464	-148.307	57.6	1.0	0.32	0.40	0.30	64.2	26	26.89
2015 03 27 16:47:05.850	62.373	-148.203	45.4	0.9	0.39	0.51	0.46	117.8	22	33.11
2015 03 28 05:30:33.632	63.126	-149.277	91.9	0.9	0.34	1.33	0.51	165.7	14	24.56
2015 03 28 06:59:07.671	63.063	-149.531	15.2	0.5	0.27	0.39	0.36	109.5	14	11.00
2015 03 28 07:45:30.696	63.105	-149.755	91.6	1.0	0.22	1.10	0.48	108.5	18	15.45
2015 03 29 14:17:05.565	62.663	-148.644	49.8	1.0	0.49	0.17	0.21	63.2	28	5.78
2015 03 29 17:59:33.802	62.991	-149.752	80.3	1.1	0.41	0.40	0.31	51.7	27	5.89
2015 03 29 19:54:48.673	62.921	-148.152	64.1	1.1	0.44	0.26	0.11	70.3	35	14.33
2015 03 30 07:13:00.925	62.899	-148.978	13.6	0.3	0.10	0.51	0.44	147.0	11	9.78
2015 03 30 10:55:45.586	63.069	-149.233	75.5	1.1	0.33	0.42	0.44	72.7	23	22.89
2015 03 30 11:20:13.231	63.076	-149.498	19.9	0.6	0.23	0.60	0.32	94.6	15	13.11
2015 03 30 14:10:56.760	62.745	-149.022	63.3	0.8	0.18	0.77	0.42	132.4	16	13.22
2015 03 30 16:58:04.754	62.370	-149.110	14.6	1.0	0.80	0.22	0.61	91.8	25	45.34
2015 03 30 23:40:46.375	62.450	-148.129	43.0	1.7	0.42	0.35	0.26	44.1	40	24.67
2015 03 31 00:01:55.975	62.796	-148.973	62.6	2.2	0.47	0.17	0.15	37.8	71	7.56
2015 03 31 00:44:17.259	63.010	-149.553	79.2	0.8	0.34	0.66	0.56	97.5	16	40.78
2015 03 31 03:19:12.929	63.051	-149.935	12.8	0.5	0.57	0.25	0.25	125.7	17	17.11
2015 03 31 08:40:45.122	63.241	-149.834	12.7	0.7	0.60	0.28	0.32	99.2	20	31.00
2015 03 31 10:12:53.576	62.465	-148.241	43.7	1.5	0.39	0.20	0.18	43.0	49	28.34
2015 03 31 11:44:13.731	62.678	-149.659	63.1	1.4	0.67	0.16	0.17	45.2	67	33.22
2015 03 31 13:17:16.708	62.316	-149.407	5.1	0.7	0.44	0.28	0.76	47.4	31	45.23
2015 03 31 14:05:41.112	62.908	-149.179	19.8	0.5	0.36	0.17	0.07	114.5	20	18.78
2015 04 1 02:44:13.546	63.169	-148.302	75.6	0.8	0.41	0.75	0.55	89.4	21	12.45
2015 04 1 05:12:31.181	62.812	-148.840	11.2	0.1	0.18	0.26	0.12	181.5	12	2.33
2015 04 1 10:23:04.885	63.050	-149.057	80.7	2.0	0.52	0.22	0.17	30.7	63	25.67
2015 04 1 14:45:11.049	62.905	-148.756	66.8	0.7	0.17	0.44	0.22	94.3	17	9.22
2015 04 1 15:16:25.611	62.942	-149.045	8.7	-0.1	0.64	0.36	0.42	291.3	10	15.67
2015 04 1 17:31:59.605	63.211	-147.814	15.3	0.3	0.59	0.75	0.79	243.9	13	26.56
2015 04 1 21:18:25.152	63.082	-149.255	7.3	0.3	0.30	0.27	0.96	95.8	14	22.56
2015 04 1 22:52:31.973	63.072	-149.354	76.7	1.4	0.67	0.29	0.18	57.1	32	17.78
2015 04 2 00:52:29.581	63.129	-148.957	5.4	0.0	0.20	0.60	1.75	198.5	11	26.34
2015 04 2 03:17:40.806	63.245	-148.978	8.5	0.3	0.24	0.53	1.07	118.1	12	18.78
2015 04 2 10:40:12.742	62.767	-149.009	62.5	0.6	0.20	0.94	0.58	194.8	14	11.00
2015 04 2 12:56:58.746	62.360	-149.830	9.7	1.1	0.72	0.30	0.28	40.5	35	22.78
2015 04 3 00:07:00.081	62.981	-148.754	64.4	1.3	0.40	0.47	0.32	77.0	23	8.78
2015 04 3 00:46:41.011	63.043	-149.768	83.0	0.9	0.51	1.10	0.75	179.2	15	52.12
2015 04 3 02:00:02.102	62.627	-148.696	54.1	0.7	0.10	0.84	0.31	154.3	12	10.11
2015 04 3 05:45:45.084	62.789	-148.843	61.9	1.1	0.09	0.80	0.26	116.8	11	4.89
2015 04 3 12:18:28.734	63.019	-149.980	87.8	0.8	0.29	0.91	0.73	105.9	19	50.34
2015 04 3 19:51:45.330	62.982	-149.314	75.7	2.7	0.68	0.23	0.16	40.9	83	16.45
2015 04 3 21:16:00.474	62.736	-149.576	72.7	0.9	0.20	0.63	0.51	66.2	20	38.56
2015 04 3 22:06:39.712	62.825	-148.824	10.9	0.3	0.34	0.35	0.21	170.3	14	1.56
2015 04 3 23:46:39.804	63.064	-149.232	13.2	0.4	0.39	0.71	1.08	166.9	11	32.22
2015 04 4 00:14:12.220	62.644	-149.117	62.1	1.1	0.48	0.28	0.40	72.6	32	25.11
2015 04 4 01:18:26.351	63.182	-149.302	14.5	0.3	0.47	0.14	0.31	148.5	18	33.22
2015 04 4 05:42:35.424	63.037	-149.892	80.8	0.9	0.41	0.36	0.45	56.2	28	14.45
2015 04 4 11:28:46.137	63.104	-149.054	7.8	0.6	0.32	0.21	0.38	79.9	20	28.34
2015 04 4 17:46:04.286	62.462	-148.967	54.4	0.8	0.18	0.42	0.43	80.1	21	32.78
2015 04 4 19:20:23.003	62.700	-149.181	64.5	2.9	0.57	0.18	0.10	31.9	109	22.45
2015 04 5 03:04:06.972	63.167	-149.023	73.5	0.5	0.57	0.38	0.28	88.8	22	27.78
2015 04 5 04:39:14.003	62.389	-148.104	46.6	0.6	0.27	0.27	0.23	65.5	23	28.34

2015 04 5 06:47:36.364	62.824	-148.811	64.9	0.8	0.39	0.44	0.14	54.4	26	2.11
2015 04 5 06:49:02.223	62.808	-147.210	41.0	0.6	0.37	0.36	0.51	128.2	20	37.00
2015 04 5 06:52:45.340	62.864	-148.493	64.8	0.6	0.42	0.42	0.13	65.3	20	4.78
2015 04 5 08:10:01.508	62.443	-147.765	48.2	0.7	0.26	0.14	0.29	132.0	19	15.45
2015 04 5 09:18:09.935	62.552	-148.960	14.6	0.4	0.49	0.21	0.14	72.1	20	25.89
2015 04 5 19:51:26.915	62.755	-149.171	13.4	0.8	0.43	0.13	0.11	80.2	26	18.56
2015 04 5 20:41:31.216	62.986	-148.642	68.6	0.5	0.16	0.55	0.19	77.6	16	3.89
2015 04 5 23:51:24.035	62.521	-148.977	5.8	0.5	0.64	0.64	1.14	81.4	20	28.67
2015 04 6 00:34:56.592	62.607	-148.782	18.0	0.0	0.26	0.74	0.22	259.9	13	15.00
2015 04 6 00:57:50.943	62.789	-149.670	70.6	1.0	0.56	0.25	0.29	48.8	39	21.00
2015 04 6 01:47:04.860	62.526	-148.877	5.2	1.0	0.69	0.11	0.15	33.6	44	24.45
2015 04 6 02:16:45.037	63.036	-148.359	12.8	0.9	0.37	0.18	0.12	76.9	25	7.22
2015 04 6 03:10:55.618	63.236	-149.680	93.1	1.0	0.40	0.33	0.31	45.7	29	28.89
2015 04 6 03:13:44.774	63.027	-148.354	11.8	1.1	0.48	0.15	0.08	40.3	34	7.45
2015 04 6 05:23:25.538	62.956	-148.037	7.6	0.1	0.32	0.37	0.31	199.2	15	14.33
2015 04 6 13:24:26.119	63.024	-148.059	69.7	1.1	0.57	0.43	0.34	72.4	36	9.56
2015 04 6 13:27:33.662	63.172	-149.763	96.8	1.4	0.42	0.33	0.30	49.7	47	22.56
2015 04 6 19:23:23.200	63.065	-149.294	9.6	1.2	0.69	0.15	0.16	53.2	40	19.89
2015 04 7 05:35:36.042	63.201	-149.337	84.8	1.4	0.42	0.38	0.31	56.9	29	29.22
2015 04 7 14:35:05.713	63.127	-149.214	81.6	1.1	0.51	1.07	0.58	85.7	15	35.67
2015 04 7 21:36:51.174	62.645	-149.926	18.6	1.1	0.37	0.97	0.22	135.4	11	31.67
2015 04 8 03:16:11.266	63.181	-149.091	84.2	1.0	0.26	1.33	0.59	204.8	16	27.45
2015 04 8 07:10:21.546	63.187	-149.473	15.3	0.8	0.56	0.24	0.26	59.2	24	24.78
2015 04 8 17:36:37.101	62.505	-148.322	49.8	0.9	0.40	0.60	0.51	71.8	25	22.56
2015 04 8 22:40:07.423	62.502	-148.275	48.4	0.8	0.46	1.13	1.06	74.2	21	24.00
2015 04 8 22:44:04.918	63.190	-149.732	92.9	1.1	0.28	1.25	0.81	107.3	19	40.11
2015 04 9 16:06:39.811	62.580	-149.734	59.4	2.0	0.51	0.16	0.25	34.6	61	33.34
2015 04 9 16:19:43.340	62.847	-149.546	11.9	1.1	0.70	0.27	0.21	52.3	28	15.11
2015 04 9 18:34:07.006	62.387	-148.362	47.4	1.1	0.21	0.42	0.45	82.7	20	33.89
2015 04 9 19:13:00.908	63.108	-149.344	85.9	1.2	0.37	0.45	0.18	79.8	22	20.89
2015 04 9 21:04:20.384	63.002	-149.187	1.8	0.8	0.27	0.31	1.24	82.7	20	23.00
2015 04 10 09:11:23.749	62.763	-149.086	64.9	1.1	0.26	0.56	0.49	77.9	19	14.33
2015 04 10 12:58:45.624	62.956	-148.020	9.9	0.6	0.27	0.39	0.18	200.9	13	14.11
2015 04 10 16:15:05.406	62.361	-149.595	52.4	1.4	0.36	0.22	0.36	38.4	33	34.78
2015 04 10 17:52:19.150	63.211	-148.548	87.4	2.1	0.40	0.30	0.15	51.0	58	23.11
2015 04 10 19:47:23.523	62.461	-148.492	6.2	1.1	0.97	0.22	0.29	54.3	26	24.56
2015 04 10 22:09:06.485	63.300	-148.926	10.0G	0.5	0.36	0.61	0.00	111.3	12	12.22
2015 04 11 00:25:48.889	63.130	-149.780	90.1	1.2	0.45	0.43	0.25	60.1	31	18.45
2015 04 11 01:53:13.858	62.510	-149.478	54.9	0.9	0.18	1.33	0.55	173.9	15	42.00
2015 04 11 06:44:00.460	62.382	-149.146	15.0	0.8	0.57	0.56	0.88	102.9	18	45.56
2015 04 11 07:00:36.575	62.915	-148.679	69.9	1.1	0.49	0.46	0.23	47.6	29	7.11
2015 04 11 09:08:59.202	62.672	-149.118	63.2	0.7	0.25	1.46	0.81	234.4	12	22.56
2015 04 11 10:32:56.110	62.560	-149.654	7.9	1.7	0.59	0.16	0.18	45.8	47	35.67
2015 04 11 14:20:57.952	62.552	-149.698	8.5	1.0	0.63	0.31	0.36	46.9	35	33.22
2015 04 11 14:43:47.805	62.875	-148.307	66.5	0.9	0.32	0.80	0.47	92.8	21	13.33
2015 04 11 16:09:41.186	62.943	-148.299	62.4	0.9	0.32	0.69	0.41	72.5	20	13.78
2015 04 11 20:56:11.676	62.690	-149.615	65.1	1.1	0.55	0.89	0.89	48.8	31	31.89
2015 04 11 21:08:32.482	62.989	-149.868	92.6	1.1	0.21	1.19	0.88	122.9	22	11.67
2015 04 11 22:59:32.136	62.930	-148.095	62.9	2.2	0.64	0.26	0.24	39.8	73	13.11
2015 04 12 13:12:59.896	62.824	-148.960	20.6	0.6	0.52	0.18	0.07	112.9	23	5.78
2015 04 12 17:44:14.891	63.141	-149.329	81.6	2.1	0.44	0.18	0.16	31.8	76	24.00
2015 04 12 18:47:58.862	62.919	-148.106	62.2	1.3	0.37	0.22	0.07	45.1	36	12.56
2015 04 12 21:11:12.255	62.653	-149.200	58.6	1.5	0.49	0.22	0.19	37.7	47	26.78
2015 04 13 04:09:15.136	63.114	-147.690	5.9	1.6	0.64	0.27	0.28	47.5	37	27.67
2015 04 13 10:27:03.541	62.550	-149.951	64.2	1.8	0.37	0.30	0.36	46.4	51	22.67
2015 04 13 11:25:01.614	62.843	-149.576	69.7	1.1	0.29	0.78	0.48	84.2	21	15.22
2015 04 13 18:45:43.371	62.684	-148.873	17.1	0.4	0.33	0.45	0.27	128.7	17	16.56
2015 04 14 04:11:39.426	62.830	-149.372	21.0	0.3	0.39	0.47	0.18	209.7	16	21.22
2015 04 14 05:31:40.261	62.996	-148.695	26.2	-0.1	0.36	0.27	0.30	229.3	11	6.67
2015 04 14 05:46:35.977	62.338	-148.151	43.3	0.6	0.19	0.31	0.34	114.4	19	34.22
2015 04 14 06:05:32.635	62.807	-148.302	68.3	0.4	0.26	0.64	0.20	89.8	18	12.89
2015 04 14 11:20:30.791	63.300	-149.320	9.1	1.9	0.50	0.18	0.16	35.5	46	25.78
2015 04 14 12:01:54.482	62.727	-149.237	15.5	0.8	0.65	0.23	0.12	81.8	21	23.00
2015 04 14 17:25:55.210	62.508	-148.665	47.5	1.7	0.42	0.12	0.13	31.5	55	20.22
2015 04 14 19:43:31.758	62.856	-149.013	16.7	0.2	0.48	0.48	0.34	181.3	12	8.78
2015 04 15 00:20:46.135	62.482	-149.747	3.0	1.2	0.67	0.23	0.27	53.9	33	27.78
2015 04 15 02:30:08.182	62.856	-148.164	63.8	1.1	0.34	0.51	0.29	67.7	26	11.56
2015 04 15 06:34:49.070	62.957	-149.365	74.6	1.6	0.60	0.28	0.23	48.0	50	14.00

2015 04 15 09:23:01.188	62.830	-149.307	19.4	1.0	0.56	0.49	0.38	123.1	21	23.34
2015 04 15 11:31:58.253	63.186	-147.732	11.5	0.6	0.31	1.78	2.53	261.3	10	28.45
2015 04 15 16:17:01.834	62.752	-149.251	63.9	1.3	0.53	0.38	0.45	63.8	34	22.34
2015 04 15 16:40:17.564	62.854	-149.055	70.1	1.2	0.58	0.64	0.28	83.7	24	10.78
2015 04 15 16:56:43.798	62.533	-149.323	56.0	1.2	0.41	0.47	0.54	71.2	27	41.23
2015 04 15 19:13:22.149	63.156	-149.626	93.4	1.3	0.30	0.64	0.54	71.7	25	20.00
2015 04 15 20:20:23.189	63.157	-149.262	81.7	1.1	0.26	1.21	0.59	150.4	18	27.56
2015 04 15 21:19:15.132	62.900	-148.611	7.3	1.3	0.42	0.14	0.13	39.1	33	7.11
2015 04 16 01:57:11.580	62.980	-148.762	14.1	0.5	0.28	0.28	0.25	106.6	15	9.11
2015 04 16 04:30:40.016	62.969	-149.230	74.2	0.9	0.26	0.88	0.42	136.2	18	20.67
2015 04 16 11:38:15.173	62.389	-148.507	47.8	0.6	0.15	0.77	0.78	162.1	10	32.45
2015 04 16 13:33:58.532	62.373	-148.566	45.5	0.8	0.25	0.48	0.40	77.4	21	34.34
2015 04 16 14:18:32.542	62.702	-149.577	68.9	0.9	0.34	0.46	0.46	109.1	19	39.89
2015 04 16 15:00:17.178	63.287	-149.855	103.4	1.6	0.29	0.42	0.39	48.8	34	28.22
2015 04 16 20:49:23.614	62.728	-149.641	70.3	1.0	0.38	0.55	0.54	106.5	19	27.67
2015 04 16 21:41:21.689	62.857	-148.273	60.8	0.5	0.25	0.72	0.51	92.4	14	14.45
2015 04 16 22:07:43.811	62.872	-149.014	17.5	0.4	0.25	0.42	0.27	159.5	14	9.45
2015 04 16 23:45:56.445	62.649	-149.596	65.6	1.0	0.39	0.38	0.71	92.8	21	36.45
2015 04 17 00:41:46.261	63.291	-149.659	97.4	1.0	0.35	0.61	0.48	43.3	28	35.00
2015 04 17 08:21:17.176	63.047	-149.239	80.1	1.1	0.41	0.70	0.35	62.3	29	21.67
2015 04 17 08:25:18.812	62.934	-148.704	11.2	-0.0	0.31	0.16	0.18	116.3	13	6.78
2015 04 17 12:40:36.648	62.755	-148.684	53.2	1.6	0.58	0.17	0.11	30.8	51	10.78
2015 04 17 13:52:31.732	62.830	-148.339	63.1	0.9	0.34	0.34	0.16	70.4	23	10.78
2015 04 17 14:27:56.793	62.923	-149.387	73.1	1.1	0.33	0.47	0.32	54.8	27	14.11
2015 04 17 15:12:42.891	63.120	-147.668	1.4	0.6	0.49	0.44	2.80	105.3	18	28.89
2015 04 17 21:17:02.591	62.367	-148.211	38.5	1.4	0.32	0.17	0.17	47.8	37	33.89
2015 04 18 04:56:53.982	62.481	-149.531	13.0	1.0	0.44	0.23	0.21	71.9	21	38.56
2015 04 18 07:47:26.044	63.168	-149.789	4.6	1.0	0.35	0.31	0.62	64.2	19	22.56
2015 04 18 20:35:33.222	62.929	-149.589	74.9	1.5	0.54	0.37	0.19	47.1	38	5.89
2015 04 18 23:43:04.144	62.681	-148.052	49.8	1.0	0.17	0.61	0.28	104.5	17	18.00
2015 04 19 00:24:51.838	62.432	-148.079	41.0	1.1	0.53	0.47	0.51	96.7	23	24.00
2015 04 19 04:13:11.986	62.731	-148.671	57.5	2.1	0.42	0.18	0.08	30.6	62	8.78
2015 04 19 05:41:18.579	62.835	-148.999	67.1	1.5	0.45	0.21	0.14	61.2	39	7.67
2015 04 19 14:31:46.686	62.764	-149.095	62.7	1.1	0.45	0.55	0.62	74.0	21	14.78
2015 04 19 18:17:38.625	63.049	-149.046	10.3	0.9	0.37	0.14	0.33	98.1	19	25.11
2015 04 19 22:52:59.569	63.077	-148.635	64.8	1.3	0.53	0.34	0.16	70.7	27	12.89
2015 04 20 06:00:54.990	62.630	-149.109	59.6	1.0	0.22	0.96	0.42	151.1	19	26.22
2015 04 20 09:56:37.916	62.899	-149.695	71.2	1.0	0.65	2.20	1.24	159.1	16	9.11
2015 04 20 10:04:44.384	63.021	-149.627	87.9	1.5	0.32	0.52	0.36	44.0	36	5.00
2015 04 20 15:07:49.087	62.527	-149.451	58.9	1.3	0.67	0.30	0.44	65.2	49	43.78
2015 04 20 17:24:46.670	63.077	-149.271	75.0	1.0	0.32	1.09	0.73	66.3	26	21.67
2015 04 20 18:31:57.614	63.178	-149.254	8.5	0.4	0.54	0.38	1.62	153.1	17	29.67
2015 04 20 21:35:42.841	62.860	-148.329	61.7	2.2	0.72	0.24	0.22	32.2	99	11.78
2015 04 21 07:56:24.006	63.223	-149.278	81.1	1.1	0.40	0.60	0.57	62.7	28	29.11
2015 04 22 05:55:14.383	62.879	-149.444	71.8	0.7	0.29	0.61	0.48	99.2	19	14.67
2015 04 22 09:43:49.712	63.125	-148.617	11.9	0.4	0.19	0.52	0.58	147.0	12	18.11
2015 04 22 11:15:03.245	62.770	-149.026	20.0	0.2	0.27	0.50	0.34	195.4	11	11.45
2015 04 22 17:54:52.718	63.074	-149.570	19.8	0.6	0.49	0.73	0.32	179.5	11	45.23
2015 04 22 20:46:20.174	63.174	-149.087	77.8	1.2	0.24	0.77	0.45	85.3	20	34.56
2015 04 22 23:59:41.622	62.830	-149.545	13.9	0.6	0.55	0.48	0.31	91.8	19	17.00
2015 04 23 02:28:27.989	62.953	-149.354	76.6	0.9	0.20	0.94	0.49	154.5	19	14.67
2015 04 23 09:48:49.482	62.428	-149.164	3.5	0.9	0.77	0.25	0.28	45.7	30	42.67
2015 04 23 10:35:50.491	63.206	-149.700	91.0	1.1	0.38	0.60	0.71	82.7	21	40.00
2015 04 23 16:06:46.616	62.608	-149.330	12.8	0.7	0.47	0.90	1.09	93.7	18	35.00
2015 04 23 18:04:02.518	63.114	-149.370	5.9	0.5	0.55	0.99	0.69	163.3	16	40.78
2015 04 23 20:28:58.916	62.859	-148.513	61.7	1.2	0.29	0.54	0.26	62.7	29	3.78
2015 04 24 00:10:51.473	62.840	-149.348	76.0	0.9	0.33	1.01	0.34	146.3	18	21.11
2015 04 24 11:48:49.700	62.507	-149.473	58.9	1.3	0.43	0.23	0.29	39.9	48	42.11
2015 04 24 21:21:24.330	62.399	-148.531	44.7	1.0	0.40	0.26	0.27	50.6	35	31.34
2015 04 25 01:49:51.788	62.614	-149.062	59.5	0.6	0.30	1.35	0.42	170.1	17	26.67
2015 04 25 02:57:08.742	62.477	-148.440	22.8	0.2	0.13	1.24	0.94	260.6	12	23.22
2015 04 25 03:23:35.260	62.477	-148.470	19.9	0.2	0.33	1.64	0.50	261.8	12	23.00
2015 04 25 04:41:46.773	62.498	-148.238	48.7	1.0	0.57	0.45	0.43	48.7	31	25.56
2015 04 25 09:08:30.454	62.322	-148.501	37.9	1.6	0.66	0.33	0.66	45.1	49	40.00
2015 04 25 14:14:40.506	62.598	-147.710	48.9	1.5	0.65	0.24	0.25	46.5	56	2.44
2015 04 25 20:51:33.924	62.973	-148.653	7.1	-0.1	0.15	0.37	0.32	212.4	12	3.56
2015 04 26 00:17:20.862	62.308	-149.975	56.3	0.9	0.54	0.46	1.00	54.6	26	76.23
2015 04 26 00:23:58.418	62.398	-148.535	50.8	0.6	0.11	0.55	0.64	145.4	16	31.56

2015 04 26 17:15:36.242	62.885	-148.146	62.8	0.9	0.26	0.49	0.15	130.1	23	11.67
2015 04 26 17:45:06.501	62.958	-148.970	21.6	0.5	0.49	0.53	0.29	117.9	16	15.22
2015 04 26 21:54:32.983	62.750	-149.808	14.7	1.4	0.54	0.26	0.24	51.9	32	26.56
2015 04 27 00:53:43.050	63.147	-149.417	77.3	3.0	0.64	0.21	0.27	39.2	102	21.89
2015 04 27 08:31:46.893	63.056	-149.433	6.4	0.4	0.20	0.40	0.98	97.8	15	13.56
2015 04 27 10:34:41.079	62.592	-148.772	54.0	0.9	0.30	0.49	0.37	90.4	16	15.56
2015 04 27 12:28:57.950	62.509	-148.832	49.2	0.7	0.20	0.54	0.55	100.4	15	24.34
2015 04 27 14:01:33.546	62.507	-149.306	61.8	0.8	0.28	0.41	0.63	111.1	17	43.11
2015 04 28 02:33:19.251	62.350	-149.081	0.4	0.8	0.61	0.24	5.65	77.8	22	46.11
2015 04 28 03:47:47.110	62.589	-149.567	57.3	0.8	0.37	0.77	0.82	174.9	15	43.23
2015 04 28 06:14:36.878	62.967	-148.843	13.8	0.8	0.33	0.19	0.18	91.1	19	13.00
2015 04 28 06:25:41.185	63.127	-149.301	78.0	1.1	0.34	0.48	0.28	75.4	22	23.89
2015 04 28 09:39:52.976	63.069	-149.082	8.2	0.2	0.31	0.44	1.14	145.1	13	27.67
2015 04 28 09:40:20.836	63.083	-149.850	91.3	1.0	0.37	0.37	0.17	54.4	29	15.89
2015 04 28 12:11:40.124	62.341	-149.523	54.6	1.4	0.42	0.24	0.26	51.8	35	38.78
2015 04 28 13:12:10.100	62.390	-149.533	53.4	0.9	0.38	0.40	0.54	45.7	25	37.56
2015 04 28 13:31:46.552	62.866	-149.900	75.4	1.2	0.57	0.21	0.19	51.5	35	18.11
2015 04 28 17:19:36.246	62.720	-149.666	67.6	1.1	0.29	0.27	0.29	61.7	24	28.56
2015 04 28 17:59:35.201	62.646	-149.713	63.5	2.1	0.50	0.17	0.14	45.4	55	37.00
2015 04 28 20:49:26.697	62.861	-149.204	74.6	1.4	0.49	0.33	0.26	41.0	33	18.33
2015 04 28 23:20:13.042	63.119	-149.167	8.9	0.4	0.40	0.57	1.33	153.5	12	34.00
2015 04 29 02:41:31.920	63.028	-148.115	14.9	2.9	0.77	0.11	0.05	37.8	88	6.89
2015 04 29 02:46:16.474	63.038	-148.073	13.3	0.4	0.15	0.31	0.31	190.2	16	8.22
2015 04 29 03:48:55.306	63.236	-149.480	13.1	0.8	0.33	0.18	0.18	80.7	23	29.78
2015 04 29 06:05:40.116	63.168	-149.736	98.5	1.4	0.43	0.21	0.10	51.4	46	21.78
2015 04 29 07:07:18.775	62.324	-148.599	44.3	1.3	0.34	0.15	0.27	43.5	39	39.78
2015 04 29 11:54:20.656	63.211	-149.992	92.4	1.1	0.37	0.25	0.31	58.1	27	30.45
2015 04 29 19:05:13.172	63.283	-147.809	72.0	1.4	0.50	0.25	0.30	43.2	49	32.22
2015 04 29 19:38:22.712	62.943	-148.879	14.0	1.1	0.40	0.21	0.12	52.0	27	12.33
2015 04 29 19:52:34.820	62.979	-148.865	16.8	0.4	0.39	0.32	0.39	93.1	15	14.22
2015 04 29 21:22:54.319	63.038	-149.530	79.0	1.0	0.49	0.60	0.63	97.2	21	41.34
2015 04 29 22:56:03.224	63.210	-149.040	10.0G	0.6	0.53	0.28	0.00	126.1	17	35.78
2015 04 30 01:40:59.869	62.511	-149.958	11.7	0.8	0.59	0.11	0.11	61.4	24	19.56
2015 04 30 02:08:02.642	63.041	-148.068	14.2	0.2	0.21	0.39	0.42	235.3	13	8.45
2015 04 30 02:30:11.475	62.921	-148.922	14.8	1.0	0.65	0.17	0.04	99.9	22	10.56
2015 04 30 04:19:58.543	62.958	-148.837	15.6	0.4	0.21	0.46	0.42	121.4	14	12.67
2015 04 30 04:51:54.891	62.523	-149.981	16.5	1.3	0.60	0.25	0.12	57.5	33	19.45
2015 04 30 05:11:55.858	63.064	-148.974	15.3	0.3	0.29	0.26	0.31	88.6	14	22.67
2015 04 30 05:52:25.892	63.044	-148.581	63.3	0.7	0.53	0.48	0.41	71.5	22	9.00
2015 04 30 05:58:40.102	63.169	-148.548	18.8	0.3	0.31	0.18	0.16	143.2	16	19.89
2015 04 30 12:56:18.569	63.047	-149.422	17.1	0.6	0.38	0.39	0.13	70.5	21	13.45
2015 04 30 20:45:07.014	63.080	-149.550	14.7	1.4	0.41	0.20	0.17	68.6	25	12.33
2015 04 30 20:58:23.164	62.824	-148.575	62.0	0.5	0.16	0.78	0.25	85.3	15	1.33
2015 04 30 22:56:02.552	62.922	-149.962	75.8	2.0	0.55	0.15	0.14	51.2	54	17.45
2015 05 1 01:49:52.125	62.961	-148.844	14.3	0.1	0.17	0.40	0.60	126.7	13	13.00
2015 05 1 03:59:45.541	62.771	-149.826	71.0	0.9	0.50	0.49	0.56	102.4	31	24.78
2015 05 1 04:08:15.882	62.867	-148.883	17.1	0.5	0.24	0.21	0.13	133.8	17	4.11
2015 05 1 04:59:37.926	63.101	-149.868	10.4	0.9	0.70	0.43	0.18	128.7	25	18.00
2015 05 1 08:33:44.508	63.120	-149.311	84.8	0.8	0.10	0.89	0.61	87.9	20	23.00
2015 05 1 11:15:56.021	62.857	-148.127	61.1	0.3	0.20	1.58	0.68	117.4	13	9.67
2015 05 1 13:37:38.206	62.463	-149.132	51.0	0.8	0.47	0.58	0.53	76.3	29	38.89
2015 05 1 16:58:08.332	62.719	-149.670	75.9	1.0	0.43	0.31	0.25	61.6	38	28.67
2015 05 1 18:12:04.916	62.831	-149.605	77.8	0.8	0.33	0.49	0.47	59.4	27	16.33
2015 05 1 21:06:06.943	63.271	-149.593	89.6	0.8	0.35	1.02	0.41	127.7	23	39.45
2015 05 1 23:54:29.362	62.533	-149.081	53.4	1.7	0.65	0.26	0.38	35.8	52	32.34
2015 05 2 03:41:51.465	63.119	-149.612	91.4	0.8	0.24	0.49	0.45	68.2	22	15.89
2015 05 2 05:27:25.387	63.078	-149.265	8.4	1.0	0.55	0.23	0.30	66.3	21	22.00
2015 05 2 05:38:12.273	62.953	-149.230	73.8	1.4	0.50	0.29	0.29	43.0	31	20.78
2015 05 2 06:18:00.723	62.636	-149.085	55.3	0.8	0.53	0.61	0.46	119.9	15	25.00
2015 05 2 08:59:26.484	63.063	-149.242	83.5	1.1	0.24	0.60	0.39	63.1	24	32.45
2015 05 2 09:37:06.155	62.827	-148.788	61.5	0.4	0.20	0.80	0.34	141.8	13	3.11
2015 05 3 03:22:06.355	63.031	-149.325	80.7	0.9	0.46	0.46	0.26	59.3	26	16.89
2015 05 3 04:49:05.302	62.682	-149.441	75.8	1.6	0.35	0.26	0.18	45.8	43	34.34
2015 05 3 05:04:07.558	63.285	-149.326	12.0	0.4	0.43	0.20	0.38	89.7	20	26.78
2015 05 3 07:46:49.929	63.206	-149.238	85.8	1.0	0.38	0.44	0.22	73.7	27	29.11
2015 05 3 09:44:50.177	63.161	-148.831	70.9	0.6	0.31	0.38	0.29	113.1	16	25.22
2015 05 3 19:53:07.374	63.119	-149.908	8.7	1.5	0.41	0.17	0.19	47.6	34	20.89
2015 05 3 20:36:17.937	63.277	-148.023	76.5	1.8	0.41	0.35	0.25	81.5	43	26.00

2015 05 4 07:49:27.813	63.023	-148.514	13.4	0.7	0.43	0.20	0.21	87.7	18	7.56
2015 05 4 11:12:41.560	63.051	-148.080	14.4	0.4	0.33	0.48	0.31	192.8	17	7.56
2015 05 4 11:22:37.869	62.342	-149.138	2.0	1.5	0.70	0.19	0.33	57.7	34	48.67
2015 05 4 12:52:46.456	62.893	-148.875	6.5	-0.1	0.23	0.46	0.29	186.5	14	6.78
2015 05 4 20:24:35.788	62.768	-148.711	12.6	0.6	0.40	0.22	0.12	164.2	18	10.00
2015 05 4 23:22:07.129	62.620	-149.632	65.6	0.5	0.38	2.21	1.29	179.0	14	46.45
2015 05 5 03:36:26.582	62.927	-149.657	79.1	0.8	0.48	0.32	0.24	93.2	25	5.67
2015 05 5 03:37:26.697	62.337	-149.042	7.3	0.8	0.68	0.22	1.08	59.6	25	46.11
2015 05 5 03:44:40.779	62.349	-149.126	8.3	1.0	0.58	0.31	0.45	58.1	25	47.67
2015 05 5 04:06:29.036	62.343	-149.099	7.9	1.4	0.71	0.25	0.35	57.3	28	47.34
2015 05 5 04:07:45.777	62.350	-149.136	3.5	2.0	0.58	0.22	0.49	63.4	23	48.00
2015 05 5 05:54:59.741	62.758	-148.697	9.3	0.5	0.26	0.16	0.09	164.4	18	10.89
2015 05 5 16:52:26.681	62.705	-149.321	10.1	0.6	0.35	0.28	0.43	110.9	22	28.00
2015 05 5 23:36:03.233	62.495	-149.925	12.7	1.2	0.47	0.20	0.15	65.6	27	20.00
2015 05 6 01:25:23.439	63.003	-148.603	73.6	0.9	0.52	0.47	0.28	64.6	31	4.56
2015 05 6 05:41:02.466	63.060	-148.673	67.8	0.6	0.56	0.97	0.47	102.9	21	11.67
2015 05 6 06:06:19.933	62.513	-149.856	17.6	0.9	0.36	0.47	0.23	142.2	24	62.56
2015 05 6 06:23:26.385	63.187	-149.215	84.5	0.6	0.34	1.11	0.50	144.5	17	30.11
2015 05 6 07:12:41.737	62.444	-148.272	43.4	2.7	0.81	0.18	0.18	34.8	104	29.67
2015 05 6 08:01:23.754	63.077	-148.881	6.5	0.1	0.25	0.52	1.24	185.2	15	19.56
2015 05 6 08:26:47.233	62.499	-149.909	8.1	0.8	0.59	0.37	0.28	75.7	30	20.89
2015 05 6 18:52:32.898	62.334	-149.511	46.3	1.4	0.55	0.27	0.36	45.4	50	63.12
2015 05 6 21:39:58.085	62.635	-147.722	50.1	1.6	0.73	0.24	0.26	45.4	72	6.11
2015 05 7 00:12:14.738	63.156	-149.299	82.7	0.9	0.37	0.30	0.22	73.5	25	26.22
2015 05 7 00:54:48.944	63.148	-149.336	82.0	1.6	0.60	0.18	0.15	48.5	58	24.34
2015 05 7 18:20:22.700	62.764	-149.413	68.6	1.1	0.51	0.27	0.22	87.5	27	29.78
2015 05 7 20:00:09.836	62.428	-149.427	58.3	1.1	0.35	0.16	0.28	62.5	30	43.00
2015 05 7 21:39:15.978	62.562	-149.791	62.2	1.8	0.54	0.14	0.27	45.1	57	46.78
2015 05 8 01:56:17.954	62.348	-148.321	41.6	1.6	0.36	0.25	0.36	50.5	39	38.67
2015 05 8 07:24:26.881	63.047	-149.130	90.5	0.9	0.36	1.63	0.41	132.6	16	27.67
2015 05 8 18:06:54.467	62.894	-149.611	75.3	1.4	0.54	0.30	0.36	46.2	43	9.22
2015 05 8 21:20:33.594	62.416	-148.061	41.9	1.9	0.64	0.18	0.22	40.6	55	24.67
2015 05 8 23:02:38.095	63.219	-149.235	91.2	1.3	0.24	0.31	0.30	77.2	24	27.89
2015 05 9 03:34:01.828	63.297	-148.314	80.6	1.4	0.32	0.38	0.14	75.2	37	26.45
2015 05 9 04:00:54.560	62.827	-148.815	61.6	1.2	0.49	0.37	0.11	53.4	31	1.78
2015 05 9 06:04:58.189	63.010	-149.025	14.9	0.7	0.31	0.17	0.11	108.0	18	21.67
2015 05 9 06:30:29.170	62.363	-149.126	1.3	1.1	0.48	0.18	0.25	59.4	33	46.45
2015 05 9 12:33:11.054	62.350	-149.086	6.5	1.0	0.51	0.24	0.30	70.4	26	46.34
2015 05 9 13:21:35.965	62.337	-149.589	48.7	1.4	0.41	0.23	0.50	41.2	37	35.56
2015 05 9 15:56:58.326	62.920	-148.349	59.8	1.1	0.31	0.35	0.17	93.5	29	12.78
2015 05 9 18:35:42.586	62.359	-149.108	4.3	1.1	0.60	0.24	1.08	58.8	26	46.23
2015 05 9 19:09:17.583	62.773	-148.928	17.8	0.5	0.34	0.33	0.12	122.5	18	7.78
2015 05 10 07:10:20.199	62.773	-149.395	21.3	0.8	0.51	0.38	0.21	58.4	22	25.78
2015 05 10 13:39:17.032	62.940	-148.423	74.9	1.2	0.36	0.17	0.14	51.8	38	8.56
2015 05 10 14:04:35.905	62.787	-149.510	67.1	1.2	0.48	0.13	0.14	45.0	44	22.11
2015 05 11 09:25:42.711	63.085	-148.251	67.4	4.5	0.87	0.19	0.17	25.6	164	2.67
2015 05 11 13:01:00.418	63.047	-148.059	12.2	0.5	0.39	0.33	0.18	192.0	14	8.67
2015 05 11 19:14:32.242	63.152	-149.953	88.9	1.0	0.30	0.59	0.50	87.6	21	25.00
2015 05 12 00:04:35.900	62.973	-149.057	20.1	0.2	0.12	1.20	0.47	290.6	12	18.78
2015 05 12 02:45:49.428	62.359	-148.393	48.1	0.8	0.14	0.88	0.74	133.2	18	36.56
2015 05 12 04:13:17.441	63.143	-149.272	91.3	0.8	0.15	0.92	0.40	90.7	18	26.11
2015 05 12 04:59:53.731	62.917	-149.342	73.6	0.8	0.32	0.92	0.60	123.8	18	16.45
2015 05 12 06:50:04.698	62.739	-149.847	9.0	0.5	0.31	1.57	5.64	249.5	12	51.78
2015 05 12 12:55:16.200	63.031	-149.370	79.4	1.5	0.62	0.31	0.24	38.9	58	14.78
2015 05 12 13:18:57.124	62.882	-149.364	68.7	1.1	0.44	0.56	0.50	47.0	30	26.78
2015 05 12 16:01:41.514	62.555	-148.694	59.4	1.1	0.46	0.51	0.46	67.9	32	16.11
2015 05 12 16:46:19.374	62.784	-148.981	60.4	1.2	0.63	0.36	0.34	66.1	36	8.67
2015 05 12 20:04:51.135	63.009	-149.221	75.8	1.8	0.61	0.24	0.11	37.4	60	21.34
2015 05 13 16:16:48.126	62.373	-149.735	7.6	1.6	0.55	0.14	0.16	40.0	50	27.45
2015 05 13 18:49:14.152	62.338	-149.609	53.3	1.9	0.79	0.21	0.38	33.7	69	34.56
2015 05 13 22:47:44.436	62.471	-149.036	49.3	0.9	0.42	0.89	0.76	189.1	21	34.56
2015 05 14 10:13:56.211	62.516	-149.328	10.6	0.9	0.50	0.27	0.25	38.4	34	42.89
2015 05 14 11:05:08.611	62.493	-149.673	62.1	0.7	0.30	0.95	1.16	153.6	14	31.78
2015 05 14 13:20:56.054	62.350	-149.077	2.5	1.0	0.54	0.28	0.33	41.6	38	46.11
2015 05 14 20:27:09.107	62.997	-148.077	66.9	1.4	0.49	0.35	0.17	74.6	40	10.56
2015 05 15 01:01:34.820	62.671	-149.618	67.2	1.5	0.56	0.22	0.27	44.4	52	34.00
2015 05 15 07:39:32.612	62.992	-149.669	85.6	1.3	0.37	0.27	0.33	45.1	37	2.33
2015 05 15 11:31:59.670	62.349	-149.169	1.0	0.8	0.40	0.17	6.45	64.4	18	49.12

2015 05 15 13:15:58.444	62.883	-148.226	61.3	1.4	0.47	0.44	0.14	68.0	37	15.33
2015 05 16 01:31:48.696	62.377	-148.106	41.3	1.4	0.40	0.24	0.41	110.8	27	29.45
2015 05 16 02:26:53.930	62.610	-149.596	56.1	1.1	0.52	0.44	0.63	91.3	26	40.89
2015 05 16 09:08:45.750	62.380	-149.563	56.0	0.9	0.18	0.53	0.42	120.8	19	36.11
2015 05 16 09:17:09.360	62.686	-149.683	71.3	1.5	0.51	0.34	0.33	85.1	49	43.00
2015 05 16 09:38:23.816	62.877	-148.998	66.5	1.4	0.56	0.23	0.34	38.5	47	9.00
2015 05 16 11:05:31.794	63.296	-149.879	101.4	1.0	0.30	0.55	0.45	143.4	19	26.67
2015 05 16 14:54:51.468	63.269	-149.553	96.2	1.4	0.40	0.50	0.19	49.7	39	32.78
2015 05 16 17:22:24.195	62.893	-148.571	16.4	0.1	0.26	0.16	0.07	101.3	15	7.22
2015 05 16 19:15:54.431	62.576	-149.655	76.5	1.0	0.67	0.37	0.36	91.1	24	36.56
2015 05 16 23:43:21.676	63.030	-148.750	70.8	0.9	0.33	0.54	0.27	73.9	20	11.11
2015 05 17 07:34:46.804	63.008	-149.821	16.1	0.7	0.42	0.34	0.22	99.9	19	9.89
2015 05 17 09:14:46.286	62.897	-149.051	71.1	3.9	0.60	0.17	0.12	28.5	140	12.45
2015 05 17 11:00:37.715	62.864	-149.611	73.5	1.4	0.50	0.25	0.30	47.7	42	12.56
2015 05 17 13:00:14.649	62.539	-149.647	17.2	0.8	0.37	0.22	0.16	43.0	26	34.89
2015 05 17 17:29:27.117	62.893	-148.184	59.5	0.7	0.44	0.19	0.14	92.1	23	13.89
2015 05 18 00:11:13.412	62.829	-149.763	76.0	1.5	0.64	0.21	0.17	49.8	58	17.56
2015 05 18 10:07:57.058	62.559	-148.366	47.4	0.8	0.25	0.49	0.35	117.8	25	16.11
2015 05 18 15:40:26.771	62.902	-149.117	23.1	0.4	0.43	0.46	0.27	141.6	14	15.67
2015 05 18 21:38:12.788	62.956	-149.983	87.4	2.4	0.67	0.19	0.23	50.6	88	17.56
2015 05 19 02:34:48.664	62.724	-148.608	68.2	1.3	0.27	0.45	0.30	65.7	29	6.00
2015 05 19 07:26:48.542	62.494	-149.126	53.5	0.7	0.16	0.65	0.91	85.2	14	40.23
2015 05 19 20:01:47.722	62.908	-149.418	71.4	1.5	0.41	0.35	0.35	77.0	26	13.45
2015 05 19 20:58:56.591	62.871	-148.105	60.8	1.4	0.34	0.53	0.23	100.5	22	9.22
2015 05 20 00:25:31.753	62.485	-149.929	13.0	1.4	0.60	0.38	0.36	90.1	16	19.33
2015 05 20 04:02:50.903	62.791	-148.954	71.3	0.7	0.33	1.20	0.44	81.1	15	7.11
2015 05 20 07:15:31.281	62.444	-148.048	43.9	0.7	0.18	0.55	0.35	125.9	13	22.00
2015 05 20 09:34:49.504	62.380	-149.171	16.6	0.7	0.70	0.15	0.46	116.7	14	46.56
2015 05 20 09:49:20.307	63.146	-149.045	74.1	0.7	0.32	0.48	0.47	84.8	17	30.22
2015 05 20 10:26:36.261	63.049	-148.128	14.4	0.2	0.50	0.40	0.46	186.1	12	5.33
2015 05 20 11:55:50.352	62.496	-149.919	13.5	0.7	0.35	0.69	0.70	62.7	16	20.33
2015 05 20 13:09:38.284	62.474	-149.907	14.8	0.7	0.72	0.39	0.21	101.2	16	19.78
2015 05 20 14:04:31.948	62.692	-149.273	16.2	0.3	0.33	1.24	0.91	159.3	12	26.78
2015 05 20 19:00:29.137	62.609	-148.660	54.3	0.3	0.20	1.69	0.62	245.6	11	10.11
2015 05 20 23:27:22.721	62.825	-148.829	11.3	0.5	0.20	0.27	0.13	168.9	13	1.33
2015 05 21 00:10:17.362	63.180	-149.836	95.9	0.8	0.30	0.65	0.53	109.4	13	37.56
2015 05 21 00:13:55.597	63.041	-148.578	65.5	0.9	0.15	0.59	0.30	95.2	15	8.67
2015 05 21 05:19:09.719	62.629	-149.592	67.1	0.8	0.36	0.44	0.28	140.5	17	38.67
2015 05 21 06:52:04.414	62.620	-149.599	63.3	0.8	0.25	0.59	0.59	104.3	16	39.67
2015 05 21 07:29:37.931	62.956	-149.402	12.9	0.7	0.29	0.56	0.49	156.3	15	12.11
2015 05 21 10:59:53.240	62.455	-148.918	16.4	0.3	0.27	1.02	2.58	103.9	12	31.78
2015 05 21 12:07:19.363	62.892	-148.832	15.2	0.3	0.13	0.24	0.23	124.1	13	6.56
2015 05 21 17:38:13.487	62.992	-149.292	70.1	0.9	0.59	0.60	0.49	56.2	18	28.56
2015 05 21 19:18:00.921	63.239	-149.495	88.7	0.6	0.18	1.96	0.67	165.5	13	30.00
2015 05 21 19:21:55.937	62.769	-148.689	11.5	0.1	0.23	0.29	0.43	170.0	13	9.78
2015 05 21 19:48:02.647	62.548	-149.760	60.9	1.7	0.44	0.32	0.38	102.2	32	30.22
2015 05 22 06:46:11.345	62.677	-149.080	61.7	1.4	0.52	0.26	0.32	37.1	50	21.00
2015 05 22 10:18:43.459	62.760	-148.710	13.2	0.5	0.44	0.19	0.13	128.8	18	10.78
2015 05 22 23:20:24.231	63.068	-147.918	18.0	0.6	0.61	0.61	0.23	137.6	18	15.67
2015 05 23 09:56:00.342	62.891	-148.821	14.4	0.5	0.28	0.35	0.28	113.8	14	6.56
2015 05 23 11:27:40.006	62.565	-149.684	8.0	0.7	0.44	0.31	0.70	80.9	17	34.56
2015 05 24 00:10:51.474	63.078	-149.568	19.3	0.8	0.39	0.37	0.16	111.0	16	11.89
2015 05 24 01:37:05.119	63.042	-148.082	11.9	1.0	0.57	0.39	0.30	131.7	16	7.67
2015 05 24 02:38:07.605	62.404	-149.172	10.0G	0.7	0.56	0.30	0.00	108.4	17	44.78
2015 05 24 04:14:39.584	62.447	-149.144	16.0	0.7	0.53	0.37	0.83	113.3	16	40.56
2015 05 24 05:54:00.162	63.003	-149.063	76.3	2.3	0.46	0.28	0.25	37.9	53	21.89
2015 05 24 08:52:52.810	62.380	-149.026	11.2	0.9	0.68	0.49	0.65	117.9	13	41.89
2015 05 24 13:43:28.087	62.928	-148.053	55.4	0.6	0.49	0.69	0.42	117.3	12	11.67
2015 05 24 20:48:14.464	62.868	-149.619	70.0	1.1	0.41	0.36	0.49	62.4	19	12.11
2015 05 24 20:52:52.685	63.205	-147.695	0.9	2.7	0.66	0.16	0.18	47.6	72	31.11
2015 05 24 22:32:30.164	62.367	-149.050	5.8	0.5	0.53	0.47	1.24	104.4	14	43.78
2015 05 25 05:33:14.701	62.870	-149.664	73.0	1.0	0.78	0.41	0.42	61.7	29	11.89
2015 05 25 05:39:53.442	62.616	-149.593	65.9	1.4	0.56	0.35	0.39	51.9	36	40.11
2015 05 25 07:16:35.981	62.932	-148.962	20.4	0.3	0.18	0.26	0.13	159.3	15	12.45
2015 05 25 08:16:19.274	62.890	-149.243	68.3	0.5	0.23	1.14	0.58	173.3	16	21.00
2015 05 25 17:15:41.409	62.885	-148.850	14.7	0.1	0.15	0.27	0.16	180.5	11	5.78
2015 05 25 23:27:29.001	62.726	-149.587	66.4	1.0	0.69	0.45	0.53	69.4	27	28.00
2015 05 26 01:09:22.933	63.167	-149.667	96.7	0.7	0.42	0.48	0.21	124.9	18	44.23



2015 05 26 08:13:53.281	62.953	-148.167	66.9	1.3	0.52	0.26	0.09	36.5	55	12.45
2015 05 26 14:46:04.771	63.134	-149.678	80.4	1.1	0.73	0.45	0.52	57.4	35	17.56
2015 05 26 18:08:35.254	62.849	-149.624	75.3	0.9	0.26	0.28	0.14	60.3	24	14.22
2015 05 26 21:29:45.740	62.457	-147.857	43.2	1.3	0.40	0.15	0.14	49.5	43	15.00
2015 05 27 02:55:26.661	62.817	-149.512	77.0	0.8	0.26	1.24	1.19	109.8	14	33.78
2015 05 27 04:12:07.250	62.647	-149.362	66.7	1.9	0.63	0.24	0.31	40.6	67	33.34
2015 05 28 00:59:42.631	62.621	-149.890	16.1	2.2	0.61	0.23	0.20	55.0	44	30.56
2015 05 28 01:53:23.126	62.375	-149.088	15.5	0.7	0.61	0.44	1.02	104.2	17	44.11
2015 05 28 21:28:06.054	62.352	-147.716	39.7	1.5	0.66	0.25	0.31	36.0	52	25.56
2015 05 29 01:57:34.858	62.553	-149.951	15.2	1.1	0.63	0.22	0.10	66.4	21	22.89
2015 05 29 02:15:23.591	62.881	-148.181	63.9	1.2	0.28	0.54	0.18	91.4	23	13.11
2015 05 29 02:21:30.986	62.909	-149.284	69.4	1.4	0.36	0.45	0.30	50.9	23	19.45
2015 05 29 12:35:25.151	63.085	-149.013	72.5	0.6	0.32	0.95	0.58	81.3	19	25.45
2015 05 29 12:51:22.484	62.860	-149.421	75.4	0.8	0.24	0.42	0.43	53.4	23	17.11
2015 05 29 19:15:52.009	62.323	-148.217	45.4	0.4	0.09	0.99	0.86	198.3	14	37.67
2015 05 29 19:57:25.165	62.835	-148.450	60.2	0.4	0.27	0.80	0.38	68.6	15	5.11
2015 05 29 23:27:38.864	62.748	-149.217	61.8	0.7	0.53	0.84	0.41	217.0	15	33.22
2015 05 30 03:48:01.034	63.206	-147.715	6.7	0.8	0.37	0.50	0.50	131.2	22	30.34
2015 05 30 04:06:41.048	63.139	-149.329	78.3	0.8	0.51	0.49	0.35	85.3	19	23.78
2015 05 30 06:41:59.684	62.626	-149.541	63.8	2.1	0.46	0.17	0.16	42.9	75	39.34
2015 05 30 08:28:26.311	62.306	-149.608	58.6	1.5	0.36	0.18	0.23	37.4	51	35.56
2015 05 30 18:35:51.254	62.946	-149.754	77.0	0.7	0.41	0.75	0.36	113.5	18	6.78
2015 05 30 21:57:48.076	63.061	-149.552	77.8	0.8	0.68	0.88	0.31	56.5	23	10.33
2015 05 30 22:20:29.333	62.906	-148.780	66.3	2.5	0.44	0.20	0.10	36.0	75	8.78
2015 05 31 02:02:57.648	63.034	-147.430	6.6	0.6	0.47	0.19	0.81	136.6	17	34.00
2015 05 31 10:58:06.822	62.916	-149.667	76.1	0.9	0.44	0.31	0.21	61.7	32	7.00
2015 05 31 16:13:20.351	62.573	-149.936	19.9	0.8	0.49	0.20	0.18	61.4	25	25.00
2015 05 31 22:24:05.201	63.287	-149.130	84.8	0.7	0.40	0.45	0.23	73.1	23	18.89
2015 05 31 22:28:48.596	63.182	-149.838	91.2	1.1	0.22	0.27	0.21	51.8	26	24.89
2015 06 1 01:14:09.369	63.001	-149.373	11.9	0.5	0.21	0.51	0.46	129.5	13	13.67
2015 06 1 12:38:16.867	63.014	-148.655	79.6	1.3	0.46	0.61	0.51	49.9	23	6.67
2015 06 1 15:35:04.455	63.001	-149.391	76.2	1.1	0.39	0.67	0.45	66.5	18	12.78
2015 06 2 06:04:20.158	63.205	-149.884	93.3	1.0	0.32	1.40	0.75	111.1	18	33.89
2015 06 2 11:33:10.718	63.068	-149.305	78.6	0.6	0.23	1.14	0.84	173.0	16	34.89
2015 06 2 15:22:47.759	62.988	-149.514	76.7	1.3	0.62	0.43	0.28	45.4	48	6.44
2015 06 2 16:02:04.777	62.555	-147.231	6.2	0.8	0.78	0.50	0.60	103.4	20	26.22
2015 06 2 19:39:25.453	63.243	-149.495	18.4	0.6	0.38	0.38	0.20	106.8	20	30.45
2015 06 3 04:02:27.781	62.797	-149.413	69.6	0.7	0.43	1.06	0.88	98.0	14	29.00
2015 06 3 09:12:07.612	62.923	-148.902	18.4	0.1	0.21	0.59	0.17	260.7	12	10.45
2015 06 3 14:43:23.003	63.170	-149.321	85.9	2.0	0.44	0.24	0.20	37.9	64	26.78
2015 06 3 16:07:25.881	62.438	-148.863	53.1	0.6	0.10	0.71	0.31	178.4	14	31.78
2015 06 3 20:06:08.447	62.364	-148.575	46.1	1.3	0.36	0.34	0.23	66.2	25	35.34
2015 06 4 02:01:22.579	62.377	-148.372	47.6	0.7	0.10	1.01	0.69	196.9	14	34.78
2015 06 4 02:18:54.551	62.621	-149.501	61.2	1.0	0.44	0.64	0.62	98.2	18	40.78
2015 06 4 04:47:59.065	63.050	-148.066	12.2	0.4	0.18	0.53	0.45	194.7	12	8.33
2015 06 5 06:34:13.966	62.900	-149.420	72.2	1.1	0.44	1.19	0.45	139.5	19	14.00
2015 06 5 18:12:33.321	62.320	-148.701	41.9	1.3	0.31	0.22	0.38	57.4	32	41.00
2015 06 5 20:21:18.616	62.931	-149.363	74.3	1.1	0.54	0.27	0.11	48.7	30	14.78
2015 06 5 20:53:58.969	62.698	-149.424	75.5	2.4	0.40	0.14	0.10	32.7	91	32.78
2015 06 6 00:13:20.973	62.685	-148.395	5.4	0.8	0.16	0.27	0.34	89.0	16	7.33
2015 06 6 04:08:37.157	62.951	-148.189	65.6	1.9	0.39	0.20	0.10	39.3	66	12.56
2015 06 6 08:08:21.750	63.061	-149.290	67.9	1.6	0.60	0.24	0.14	60.2	46	19.89
2015 06 6 09:50:31.068	63.163	-148.989	5.3	0.4	0.22	0.23	1.03	92.6	17	27.67
2015 06 6 10:50:13.169	62.917	-149.231	63.0	0.9	0.39	0.17	0.21	64.3	29	21.56
2015 06 6 11:00:24.628	62.934	-149.529	72.3	1.1	0.42	0.16	0.13	76.6	34	7.33
2015 06 6 21:52:59.551	62.324	-149.895	8.5	0.9	0.82	0.28	0.25	62.6	24	21.00
2015 06 6 23:31:51.630	62.365	-149.154	17.6	0.7	0.66	0.31	0.26	72.7	20	47.23
2015 06 7 02:25:42.133	62.910	-148.660	72.1	1.0	0.25	0.41	0.14	72.5	23	7.00
2015 06 7 08:52:48.946	62.635	-149.456	61.2	0.9	0.37	0.16	0.20	86.0	28	38.00
2015 06 8 04:57:48.077	62.936	-149.672	75.4	1.2	0.60	0.44	0.36	110.1	33	4.78
2015 06 9 08:40:23.971	62.506	-149.968	10.9	0.8	0.40	0.39	0.57	116.5	19	18.78
2015 06 9 10:36:18.577	63.053	-148.189	63.7	1.3	0.62	0.50	0.26	72.8	32	2.22
2015 06 9 22:30:31.609	62.538	-149.878	16.1	1.0	0.53	0.41	0.19	84.2	17	24.56
2015 06 10 07:22:34.575	62.913	-148.265	61.6	1.0	0.29	0.70	0.26	122.6	20	16.67
2015 06 10 16:13:30.149	63.114	-149.152	14.3	0.7	0.30	0.20	0.24	72.5	23	28.89
2015 06 10 16:15:07.116	62.950	-148.657	60.3	1.7	0.62	0.12	0.11	37.3	52	3.89
2015 06 10 18:34:15.547	62.917	-148.236	13.2	0.2	0.27	0.16	0.22	119.9	16	16.22
2015 06 10 22:27:27.418	62.814	-149.648	69.6	1.8	0.45	0.25	0.22	60.5	52	18.00

2015 06 11 00:59:51.965	63.225	-149.353	82.0	2.4	0.62	0.23	0.20	37.1	86	31.11
2015 06 11 06:05:04.225	62.449	-149.468	59.4	1.5	0.77	0.31	0.64	62.3	28	41.11
2015 06 11 09:10:10.795	63.211	-149.726	13.1	0.6	0.44	0.22	0.37	88.2	23	26.34
2015 06 11 18:37:46.467	62.350	-149.856	9.4	1.1	0.52	0.29	0.30	53.0	27	21.89
2015 06 11 19:11:34.989	63.025	-148.969	19.7	0.4	0.57	0.82	0.35	279.4	13	20.56
2015 06 12 09:21:47.989	62.848	-148.167	62.3	0.7	0.20	0.81	0.38	90.5	17	11.45
2015 06 13 01:27:20.565	62.395	-148.307	49.8	0.7	0.17	0.32	0.36	125.4	18	33.89
2015 06 13 02:15:03.811	62.971	-148.216	9.7	-0.1	0.16	0.24	0.35	140.8	11	10.22
2015 06 13 03:12:12.438	62.303	-148.204	42.0	1.1	0.52	0.25	0.45	85.2	32	39.00
2015 06 13 04:25:18.094	63.188	-149.867	92.2	0.8	0.43	0.55	0.22	65.1	23	35.89
2015 06 13 06:16:22.776	62.937	-149.391	79.1	0.7	0.43	0.81	0.61	120.2	17	13.33
2015 06 13 06:39:55.113	63.122	-149.260	75.9	0.9	0.48	0.30	0.15	83.0	26	25.00
2015 06 13 18:57:39.346	62.444	-149.342	56.0	1.0	0.44	0.29	0.38	53.9	29	47.56
2015 06 13 19:13:58.032	62.973	-148.845	14.7	0.1	0.39	0.40	0.24	126.5	15	13.22
2015 06 14 07:32:17.909	62.952	-149.268	71.0	3.0	0.46	0.14	0.10	27.8	113	18.89
2015 06 14 11:56:06.343	62.907	-148.198	12.3	0.7	0.58	0.15	0.11	126.5	24	15.22
2015 06 14 17:55:09.277	62.577	-148.148	18.5	-0.1	0.26	0.54	0.25	148.0	13	20.89
2015 06 14 19:14:47.356	63.193	-149.238	88.5	1.1	0.61	0.31	0.17	67.1	34	30.22
2015 06 15 00:44:50.101	62.490	-149.939	8.7	1.7	0.80	0.19	0.21	51.6	33	19.11
2015 06 15 03:24:49.762	62.640	-149.287	63.5	1.4	0.66	0.26	0.26	49.0	42	31.00
2015 06 16 04:11:31.882	62.707	-149.192	60.3	1.1	0.59	0.31	0.20	107.0	35	22.45
2015 06 16 09:31:52.445	62.964	-149.275	71.2	1.7	0.68	0.22	0.20	30.9	72	18.45
2015 06 16 12:38:19.203	63.131	-149.484	20.4	0.2	0.60	0.65	0.16	168.0	16	43.67
2015 06 16 19:10:45.805	62.377	-149.571	54.1	2.0	0.55	0.23	0.41	28.1	60	35.78
2015 06 17 02:59:36.532	63.293	-147.178	5.5	2.2	0.65	0.15	0.19	49.1	71	63.78
2015 06 17 03:10:43.496	63.274	-147.091	8.6	1.0	0.70	0.34	0.30	58.3	26	65.01
2015 06 17 03:39:17.367	62.392	-149.089	64.8	1.4	0.77	0.29	0.34	64.9	25	50.56
2015 06 17 04:07:02.555	63.286	-147.112	4.8	1.1	0.65	0.32	0.41	71.8	23	65.23
2015 06 17 08:35:29.923	62.354	-148.577	44.0	1.0	0.32	0.35	0.47	70.5	26	49.89
2015 06 17 18:53:08.021	62.854	-149.702	74.1	2.5	0.48	0.21	0.13	48.4	84	14.00
2015 06 18 11:05:32.488	63.146	-148.785	61.1	1.1	0.62	0.35	0.19	101.7	17	29.11
2015 06 18 19:01:35.094	62.348	-149.713	50.1	1.4	0.33	0.42	0.69	102.2	22	29.00
2015 06 18 21:44:00.851	62.843	-149.595	74.6	1.1	0.43	0.48	0.43	60.9	24	15.00
2015 06 19 05:01:56.159	63.005	-149.731	81.8	1.3	0.44	0.18	0.23	63.5	38	5.56
2015 06 19 20:41:39.701	62.409	-148.507	43.3	3.2	0.51	0.14	0.21	28.9	126	43.78
2015 06 21 07:08:53.075	62.919	-149.329	66.9	1.4	0.52	0.24	0.17	41.9	30	16.89
2015 06 21 20:17:15.579	62.979	-149.475	78.3	1.5	0.54	0.20	0.18	42.9	42	8.33
2015 06 21 20:26:57.346	62.979	-149.230	74.8	1.1	0.70	0.41	0.54	43.9	29	20.67
2015 06 21 20:29:14.497	62.368	-149.122	5.0	0.9	0.83	0.24	0.43	41.6	25	53.56
2015 06 22 02:02:42.795	63.109	-148.999	73.4	1.0	0.45	0.56	0.49	98.2	25	31.67
2015 06 22 04:24:50.624	62.526	-149.022	57.0	1.4	0.59	0.34	0.46	62.2	39	35.23
2015 06 22 17:15:47.342	62.477	-148.272	41.3	1.0	0.74	0.43	0.60	82.6	28	29.67
2015 06 23 04:05:16.072	62.893	-149.269	68.6	0.8	0.63	0.42	0.49	64.6	25	22.34
2015 06 23 09:42:38.893	62.865	-148.373	60.4	1.6	0.60	0.34	0.29	36.9	54	9.78
2015 06 23 11:24:11.014	63.055	-149.438	88.4	0.9	0.29	0.73	0.54	82.5	19	13.33
2015 06 23 11:35:50.351	63.181	-149.666	96.5	1.2	0.55	0.53	0.46	64.4	27	22.78
2015 06 23 14:06:56.191	63.191	-149.499	100.2	2.6	0.58	0.23	0.27	24.6	112	24.78
2015 06 23 18:04:48.767	63.289	-149.142	0.7	0.8	0.55	0.21	0.59	90.2	22	19.11
2015 06 23 20:54:09.837	62.710	-149.474	63.0	0.9	0.34	0.35	0.43	100.3	23	30.89
2015 06 24 19:17:44.394	63.227	-148.889	2.0	0.9	0.38	0.31	0.38	115.3	21	19.89
2015 06 25 11:44:03.879	62.955	-149.216	73.3	1.0	0.38	0.76	0.68	92.5	20	21.45
2015 06 25 23:37:30.898	62.652	-148.208	45.1	1.8	0.58	0.19	0.21	42.5	49	25.22
2015 06 26 13:57:44.780	62.579	-149.120	61.8	2.4	0.50	0.19	0.21	29.5	86	31.56
2015 06 26 15:02:35.289	62.498	-149.169	52.8	0.9	0.56	0.30	0.41	65.6	23	40.78
2015 06 26 15:06:57.378	62.562	-148.789	48.1	1.1	0.63	0.41	0.34	58.9	28	30.34
2015 06 26 18:33:49.654	63.046	-149.423	83.2	1.7	0.74	0.29	0.19	37.3	52	13.33
2015 06 27 08:00:26.862	62.975	-149.639	81.9	1.1	0.34	1.52	0.82	153.6	10	43.11
2015 06 27 15:24:16.739	63.117	-149.911	89.5	1.6	0.47	0.33	0.46	56.2	26	41.56
2015 06 28 06:58:55.595	63.072	-149.767	88.0	1.2	0.52	0.34	0.31	62.8	23	12.33
2015 06 28 07:29:53.306	62.938	-149.256	70.5	1.6	0.65	0.22	0.19	40.8	42	19.89
2015 06 28 13:57:53.610	62.936	-149.593	82.0	2.0	0.48	0.24	0.18	43.7	64	5.00
2015 06 28 20:30:39.857	63.106	-149.293	78.0	1.6	0.73	0.33	0.25	90.6	32	22.56
2015 06 29 01:16:21.101	63.290	-149.671	17.9	0.6	0.40	0.22	0.19	107.2	12	35.56
2015 06 29 05:11:09.916	62.361	-148.556	44.3	1.3	0.34	0.15	0.25	59.1	29	48.45
2015 06 29 09:08:41.850	62.915	-149.207	71.3	0.8	0.31	0.39	0.16	88.1	18	20.33
2015 06 29 16:50:16.760	62.898	-148.566	64.6	1.2	0.61	0.30	0.29	75.1	33	7.67
2015 06 30 08:56:21.560	63.118	-149.309	13.7	1.3	0.75	0.16	0.19	88.8	24	22.89
2015 06 30 12:20:11.918	62.849	-149.351	75.7	1.1	0.51	0.33	0.17	85.2	22	25.56



SUSITNA-WATANA HYDRO

*Clean, reliable energy for the next 100 years.*

ALASKA ENERGY AUTHORITY  
SEISMIC MONITORING PROJECT  
JAN. – JUNE 2015 QUARTERLY REPORT

---

## **ATTACHMENT B: EARTHQUAKE FOCAL MECHANISM LISTING**

## ATTACHMENT B: EARTHQUAKE FOCAL MECHANISM LISTING

List of focal mechanisms for earthquakes reported between January 1 and June 30, 2015 in the region between 62.3-63.3N and 147-150W.

Nomenclature:

DATE – date and time of the earthquake in UTC;

LAT – earthquake latitude;

LON – earthquake longitude;

DEPTH km – earthquake depth;

MAG ML – local magnitude;

STR1, 2 – strike of nodal planes 1 and 2;

DP1, 2 – dip angle of nodal planes 1 and 2;

RK1, 2 – rake angle of nodal planes 1 and 2;

Paz, Taz – azimuth of the P and T axis,

Ppl, Tpl – plunge of the P and T axis.

**Table 2. List of Focal Mechanisms for Selected Earthquakes**

DATE	LAT	LON	DEPTH	MAG	STR1	DP1	RK1	STR2	DP2	RK2	Paz	Ppl	Taz	Tpl
yy mo dy hh:mn:sec	DEG	DEG	km	ML	deg	deg	deg	deg	deg	deg	deg	deg	deg	deg
2015 01 2 15:30:10.009	62.934	-148.751	8.6	2.4	33	38	100	200	53	82	296	7	76	80
2015 02 15 23:10:22.150	62.308	-149.831	6.0	2.3	183	81	5	92	85	171	138	3	47	10
2015 01 23 20:15:30.526	62.808	-148.298	70.9	3.9	75	26	-74	237	65	-98	132	69	333	20
2015 03 5 07:55:52.010	62.635	-149.461	65.8	4.5	257	21	79	89	69	94	176	24	6	65
2015 04 29 02:41:31.920	63.028	-148.115	14.9	2.9	274	36.	121	57	60	69	162	12	286	68
2015 05 11 09:25:42.711	63.085	-148.251	67.4	4.5	217	76	178	307	88	14	81	8	173	11
2015 05 17 09:14:46.286	62.897	-149.051	71.1	3.9	65	83	-175	334	85	-7	290	8	20	1
2015 05 24 20:52:52.685	63.205	-147.695	0.9	2.7	260	65	-172	167	83	-25	121	23	216	12
2015 06 17 02:59:36.532	63.293	-147.178	5.5	2.2	57	44	53	283	56	120	352	7	248	64